

What is the voltage between the YMA and YML busbars





Overview

Indeed, the two plates "see" nearly the same magnetic field, which induces more or less the same voltage: therefore, the differential voltage between the two sheets is nearly zero. The IEC 61439 standard applies to busbars, especially when they are part of low-voltage switchgear and control gear assemblies, e. Special service conditions, for example in ships and in rail vehicles provided that the other relevant specific requirements are complied with. Voltage drop is well known to electrical engineers and is defined by Ohm's Law and the simplest of equations: $V = I \times R$. Consequently, power busing design needs critical consideration in terms of performance under converter operation, asymmetric loading, short-circuits, thermal and insulation breakdown.



What is the voltage between the YMA and YML busbars



How are bus bars connected?

Learn about the different methods of connecting bus bars and how they are used in electrical systems. Get insights into the importance of proper bus

[Contact Us](#)

Busbars and Connectors in HV and EHV installations

Busbars for Outdoors Installations In HV and EHV installations and in outdoors MV installations bare busbars and connectors are used and the conductors may be

[Contact Us](#)



Power busbar design, relax, don't blow your fuse.

Consider the single-phase-three-pole 400 V - 2,500 A - 60 Hz busbar assembly that terminates in a contactor, as shown in Figure 1. The main

[Contact Us](#)



IEC 61439 Compliance for Busbar Systems

IEC standard 61439 covers low voltage switchgear and control gear requirements. assemblies. It is a replacement for the earlier IEC standard 60439 and is now the

[Contact Us](#)



Design Guide for bus bars , Mersen

greater area for cooling, to minimize the voltage drop due to temperature rise; drastically reduced intercoupling effects and the opportunity for advantageous

[Contact Us](#)



Understanding Lithium Battery Module Busbars: Key Applications and

Key Applications of Lithium Battery Module Busbars 1. Electric Vehicles: One of the most notable applications of lithium battery module busbars is in electric vehicles. With the increasing

[Contact Us](#)



Technical Application Papers No.11 Guidelines to the construction

In an assembly there are usually a main circuit with its own rated voltage and one or more auxiliary circuits with their own rated voltages. The manufacturer of the assembly shall state the limits of

[Contact Us](#)





**Busbars are simple in principle,
complicated in practice:**

Voltage drop is well known to electrical engineers and is defined by Ohm's Law and the simplest of equations: $V = I \times R$. The voltage drop is a

[Contact Us](#)



Agrawal-28New

Placing the busbars together reduces the inductance of the busbars 'Xa', impedance (Z), voltage drop (I.Z) and so also the magnetizing losses to a very great extent. Lesser the spacing between the

[Contact Us](#)

**Bus bars are simple in principle,
complicated in practice:**

Not every design needs large bus bars; some only need smaller, localized ones or PC board-mounted bus bars. This part looks at these situations,

[Contact Us](#)



**2016_Guide_IEC_EN61439_en_98171000_5_2
016 dd**

Guide 61439 for the practice: 5 steps to a standard-conforming switchgear assembly The guide lists the process of design, assembly and documentation of a low-voltage switchgear assembly in the order of

[Contact Us](#)






Section 7 Switchgear and controlgear assemblies

7.6.1 Low voltage assemblies where the rated voltage between conductors or to earth exceeds 55 V a.c. or 250 V d.c. are to be of the deadfront or enclosed type. High-voltage assemblies are to be of the

[Contact Us](#)



Formulas calculating the reactance of tubular busbars

The quantitative study of this problem has to be based on establishing equivalent circuits of main wiring, when there rarely are formulas to

[Contact Us](#)

Busbar Design: How to Spare Nanohenries

Indeed, the two plates "see" nearly the same magnetic field, which induces more or less the same voltage: therefore, the differential voltage between the two sheets is nearly zero.

[Contact Us](#)



Guide To Busbar Systems And IEC 61439 Standards

Busbars are not only easy to install (certainly compared to cabling), they also play a major role in the design and safe operation of a switchgear and controlgear assembly. The recent

[Contact Us](#)



Bus Design-Calculation final(006).xls

6.3 kV/cm = 10.44 kV/cm Allowable voltage gradient at the surface of the conductor is 20kV/cm.

[Contact Us](#)



Busbars are simple in principle, complicated in practice:

Busbars are simple in principle, complicated in practice: part 3 June 25, 2025 By Bill Schweber Leave a Comment Not every design needs large bus

[Contact Us](#)



High Power Multi-layer Molded Busbars: Design Considerations and

High Power Multi-layer Molded Busbars: Design Considerations and Construction Options
Minimizing efficiency loss is key to success for next-generation EV-Mobility Overview The accelerating adoption

[Contact Us](#)



IEC Standard For Busbar Clearance : Electrical

It defines the minimum distances between live parts and between live parts and earthed metal parts. These clearances help prevent arcing, short

[Contact Us](#)



The Ultimate Guide to Electrical Busbars [May 2026]

This system takes reliability to the next level by duplicating busbars for high-voltage and low-voltage lines. Operators can switch between the two

[Contact Us](#)



Low-voltage switchgear Installation, handling MNS Light W and



MNS Light W switchgear is a flexible system that is primarily designed for motor control. The rated service voltage is 690 V and the rated current is max. 1900 A (IP21, IP31). MNS Light W can be

[Contact Us](#)

Busbar Basics: Understanding the Fundamentals of Electrical Power

Types of Busbars and Their Applications Here, we explore the various types of busbars used in different applications, including low-voltage, medium-voltage, and high-voltage systems. Different busbar

[Contact Us](#)



Beyond copper, the fascinating world of busbars

If you thought medium voltage (MV) busbars were just simple copper bars, think again. They are part of a complex power distribution system that

[Contact Us](#)

Technical Requirements of Busbars And



Current Carrying Parts of LV

All busbars and current carrying parts shall be manufactured to carry a current density of not more than 1.55 A/mm^2 and shall be capable of carrying normal current continuously without the temperature rise

[Contact Us](#)



Bus Bar Theory of Operation

When a cutout (hole or slot) is placed in the center of the bus bar, the current is split in two equal parts. Each side of the cutout will generate magnetic field gradients that oppose one another inside the cutout.

[Contact Us](#)

Battery Module Busbar Welding: Lasers vs. Ultrasonic

What is Ultrasonic Welding? The Differences Between Laser & Ultrasonic Welding Heat Affected Zone Mechanical Strength of the Welds Design

[Contact Us](#)



The Voltage Rules: EN 50163 and Railway Supply Systems

It specifies the main characteristics of the voltages measured at the pantograph (or contact shoe) of the rolling stock and at the substation busbars. In

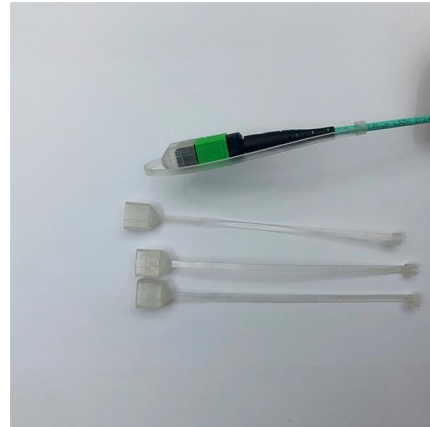
[Contact Us](#)



IEC 61439 Busbar Standard: A Guide to Low-Voltage

This standard covers busbars used for low-voltage assemblies, power distribution, photovoltaic power systems, and electrical energy control. The IEC

[Contact Us](#)



Bus Bars vs. Terminal Blocks: The Ultimate Guide to

Comprehensive guide comparing bus bars and terminal blocks for power distribution. Learn about their features, applications, pros and cons to

[Contact Us](#)

Electrical Busbars

Electrical busbars conduct high current within power systems. Learn about types, maintenance, failures, and how to extend their lifespan.

[Contact Us](#)



Bus bars are simple in principle, complicated in practice:

Voltage drop is well known to electrical engineers and is defined by Ohm's Law and the simplest of equations: $V = I \times R$. The voltage drop is a

[Contact Us](#)



IEC 61439 Standards-R1

Rated impulse withstand voltage, referred to as U_{imp} , is the peak value of an impulse voltage of prescribed form and polarity that the equipment is capable of withstanding without failure under

[Contact Us](#)



Contact Us

For datasheets, pricing, or custom fiber access solutions, please visit:
<https://frindel.es>