

Using a jigsaw to force open a square hole in a distribution box





Overview

See also [How To Repair A Door Frame With Wood Filler: Quick Fixes!](#) Chisels provide unmatched precision for. Learn how to cut perfect recesses in wood for electrical boxes using a specialized routing jig tool. This trick guarantees clean, precise, and consistent results – ideal for carpentry, furniture, or interior projects. To cut a square hole in metal, the most common DIY methods involve drilling pilot holes at the corners and along the perimeter, then connecting these holes with a jigsaw, die grinder, or a combination of chiseling and filing. The blade can then be slowly dropped into the material and guided to cut the desired shape.



Using a jigsaw to force open a square hole in a distribution box



Drilling Jig for Making the Wooden Centrifugal Puzzle

Drilling Jig for Making the Wooden Centrifugal Puzzle: Making this puzzle requires some fairly accurate drilling into the end of the pieces. I thought I would make

[Contact Us](#)

How To Cut A Square Hole In Metal - Precision Techniques For Diyars

To cut a square hole in metal, the most common DIY methods involve drilling pilot holes at the corners and along the perimeter, then connecting these holes with a jigsaw, die grinder, or a

[Contact Us](#)



Cutting a Square Hole in an Electrical Enclosure

This video shows how to cut a square hole in an electrical enclosure. Typical uses for such holes include mounting a Human-Machine-Interface (HMI), fan, ventilation, etc on an electrical enclosure.

[Contact Us](#)

How to Cut a Hole With a Jigsaw

Achieve clean, internal cuts with a jigsaw. Detailed steps covering essential setup and successful hole initiation methods.

[Contact Us](#)



Perfect Electrical Box Cutouts in Wood - Fast & Clean with

Learn how to cut perfect recesses in wood for electrical boxes using a specialized routing jig tool. This trick guarantees clean, precise, and consistent results - ideal for carpentry, furniture

[Contact Us](#)



Adjustable router jig for square holes or recesses

Hello friends! I made a simple router jig that can be adjusted according to what you want to fit. It is also possible to process non-right angle shapes. Jig plan c

[Contact Us](#)



Jigsaw 101: How To Make a Plunge Cut

Jigsaws let you cut in the middle of a board--no pilot holes required. Learn how to make plunge cuts safely with expert Mark Clement.

[Contact Us](#)

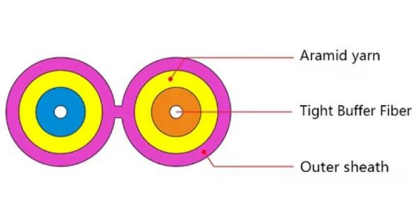


How to use a Jigsaw to Cut Wood and Metal



How to use a jigsaw to Cut Wood and Metal DIY Doctor gives advice on how to use a jigsaw power tool including what features to look for in a jigsaw if you are

[Contact Us](#)



Cutting Holes With A Jigsaw: A Step-By-Step Guide


Learn how to cut holes with a jigsaw. This step-by-step guide covers everything from choosing the right blade to making precise, clean cuts.

[Contact Us](#)

How to cut a square hole in wood with a jigsaw

Once the pilot holes are created, it is not time to make a square hole. First, you need to place the blade inside one corner where you have drilled your pilot hole.

[Contact Us](#)



Cutting Holes With A Jigsaw: A Step-By-Step Guide

Drilling a pilot hole is an important step when using a jigsaw to cut holes in materials such as wood, metal, or tile. A pilot hole is a small hole that you

[Contact Us](#)

Perfect Electrical Box Cutouts in Wood -



Fast & Clean with

Learn how to cut perfect recesses in wood for electrical boxes using a specialized routing jig tool.

[Contact Us](#)



Jigsaw Cutting Guide: How to use a jigsaw safely

How to use a jigsaw to make a cut We've seen where everything is on a jigsaw, how to stay safe when using your jigsaw and how to select the perfect blade for the project you have in mind.

[Contact Us](#)



What tools/methods to cut square holes in an enclosure?

Now, I'm needing to make some small, precise holes about 1x1.75" and even smaller for various connectors. The holes are too small to be done with our drill/jigsaw method, and the finished

[Contact Us](#)



cutting a square hole on a wooden box surface using an electric

Enjoy the videos and music you love, upload original content, and share it all with friends, family, and the world on .

[Contact Us](#)





Jigsaws: How to Use and Cut With Jigsaws (DIY)

Use a sharp blade to keep the cut square and avoid forcing the saw through the cut. To "plunge cut," or make an entry saw cut into the middle of your

[Contact Us](#)



How To Cut a Square Hole In Enclosures


If you need to make or cut a square hole in enclosures, whether it's metal, wood or aluminum you can easily make a square holes within a few

[Contact Us](#)

How To Cut A Square Hole In Wood: Expert Tips & Tricks

To cut a square hole in wood, first mark the dimensions, then use a drill and a jigsaw. Carefully outline the square with a pencil

[Contact Us](#)



How to use a jigsaw to cut curved shapes in timber

Click here to check out my top 5 tips on how to use a jigsaw to cut curves, straight lines and holes in a variety of different materials from timber to metal. This


[Contact Us](#)



How to Cut a Square Hole in Wood (8+ EASY Methods)

1. Jigsaw Using a jigsaw with a fresh jigsaw blade is probably the simplest and quickest way to get a square hole, but jigsaws are not quite as

[Contact Us](#)



99% of Beginners Don't Know These Jigsaw Tricks (hidden features)

For a beginner woodworker the jigsaw can be an intimidating and frustrating tool. In this video I'll show you some beginner tips on how to select and use a

[Contact Us](#)

How To Cut a Square Hole in Wood with a Jigsaw (2026)

To cut a square hole in wood with a jigsaw, measure and mark the square area, secure the wood, create starter holes using a drill, cut along the marked lines with a jigsaw, and finish by

[Contact Us](#)



How to Use a Jigsaw: Complete Beginner's Guide

Learn how to use a jigsaw - from safety basics to smooth straight and curved cuts, this step-by-step guide covers everything you need for your next DIY

[Contact Us](#)



Jig_saw_cut_hole_inside_tutorial

Learn a professional trick for cutting a hole inside a board. For example, if you need to cut an outlet hole into a sheet of bead board. Feel free to ask me any questions you have in the comments.

[Contact Us](#)



How to use a jigsaw tool

Here's how to use jigsaw to cut a square: After fully marking out the square, start by drilling pilot holes at the four corners of the square. The holes

[Contact Us](#)

How To Cut a Square Hole in Wood with a Jigsaw (2026)

How to cut a square hole in wood with a jigsaw? First, measure and mark the square hole area. Then, secure the wood

[Contact Us](#)



How to Use a Jigsaw (with Pictures)

A jigsaw is one of the most versatile power tools you can have in your workshop. It can cut through materials such as wood, metal, laminate, and PVC, as well as make straight and curved cuts easily. When working with a jigsaw, make sure to use the correct blade for the material you're cutting and

[Contact Us](#)



How to use a Jigsaw to Cut Wood and Metal

To achieve a straight cut with a jigsaw, take your time, keep the base (or sole plate) flat, and avoid forcing the tool. Jigsaws are particularly useful for detailed work

[Contact Us](#)



Contact Us

For datasheets, pricing, or custom fiber access solutions, please visit:
<https://frindel.es>