

Topographic chart instrument for measuring eye aberration





Topographic chart instrument for measuring eye aberration



Comparing Wavefront Aberrometers

This instrument allows assessment of all of the wavefront aberrations present in a patient's eye and functions on greater than 99% of patients. The measurement range for sphere is

[Contact Us](#)

Corneal Topography Guide

Corneal topography is a non-invasive imaging technique that maps the curvature and shape of the cornea for diagnosis and treatment planning.

[Contact Us](#)



Corneal elevation topographic maps assessing different diseases

Orbscan topography system has been used to assess corneal topography by measuring both corneal surfaces simultaneously. It provides elevation maps on the surface and further axial

[Contact Us](#)



Topography/Biometry

5-in-1 instrument features aberrometry, topography, keratometry, pupillometry and autorefraction all in one unit! The Aladdin HW3.0 is a multi-function instrument

[Contact Us](#)



Corneal Topography

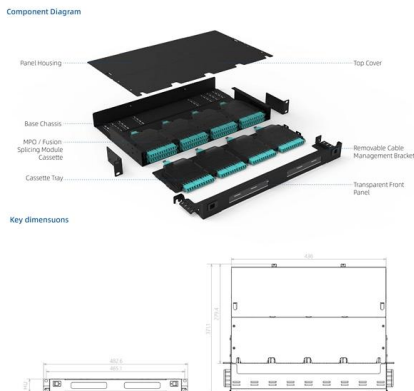
Secondly, lack of patient fixation may affect the quality of the topographic image. Finally, there is decreased accuracy of posterior elevation values especially after

[Contact Us](#)

Topographic Instruments: Types, Operation and Practical Applications

Topographic instruments play a pivotal role in the precise measurement and representation of geographical features. In this comprehensive exposition, we will delve into the

[Contact Us](#)



Keratograph 5M US 09.22 v5

Dry Eye Evaluation and Topography The multi-purpose topographer has become an integral part of the ophthalmological and optometric practice. Examiner-independent measurements provide reliable


[Contact Us](#)



CN2683020Y

Abstract The utility model discloses a human eye aberration Hartmann measuring apparatus with a rotating beacon mechanism, which uses a Hartmann wavefront sensor to measure the wave

[Contact Us](#)



Correlation between Corneal Topographic Indices and Higher-Order

Abstract Purpose To compare corneal higher-order aberrations (HOAs) between normal and keratoconic eyes, and to investigate the association between elevation-based corneal topographic indices and

[Contact Us](#)

MYAH Optical Biometer and Corneal Topographer

This versatile instrument also includes corneal topography, pupillometry, anterior cornea wavefront analysis and contact lens fitting software making it a



[Contact Us](#)



Corneal Topography and Tomography , Springer Nature

The cornea can be represented by a topographic data matrix which will be implemented in an exact ray-tracing eye model in order to calculate the optical

[Contact Us](#)



Aberration, Aberrometry and Aberrometers , Springer Nature Link

Fourth-order: aberrations contain spherical aberration, tetrafoil and secondary astigmatism. Fifth-tenth order: aberrations are important only when the pupil is greatly dilated. Ocular

[Contact Us](#)



What Is Corneal Topography, and When Is It Necessary?

A corneal topographer is essential for determining how well your eyes are doing. Eye doctors use this cutting-edge technology to map the cornea's surface. It provides

[Contact Us](#)

Corneal Topography

PDF file

Dynamic aberrometer/topographer designed for clinical measurement

The instrument has a large dynamic range for measuring subjects with keratoconus and other aberrated corneal conditions. The new instrument is effective at providing information needed for treatment in

[Contact Us](#)



Corneal Topography Equipment , Topographers , Veatch Ophthalmic Instruments

Experience superior image resolution and archive capability with our ReSeeVit Modi



WaveFront & ReSeeVit Antares Corneal Topographers. Priced to fit your budget!

[Contact Us](#)



(PDF) Corneal Topography and Tomography

These instruments provide the surgeon with software-oriented to intraocular lens (IOL) power calculation taking advantage of the anterior and

[Contact Us](#)



Using Corneal Analysis To Help Choose an IOL

An eye chart convolved with the higher-order aberration data from the topography image in Figure 1 shows the blurriness the patient would experience


[Contact Us](#)

OPD-Scan III Wavefront Aberrometer » Marco

For me it provides an autorefracton, a wavefront refraction, a topography, and lets me look at high order aberrations of the eye and cornea all under one setting.

[Contact Us](#)





How to Measure Aberrations

Optical designers use different methods to measure optical performance. This mostly consists of measuring optical aberrations. If you are unfamiliar with optical

[Contact Us](#)

TMS-4N Topographer

Corneal Topographer Continues to Set the Standard for Resolution, Accuracy & Corneal Coverage. TMS-4N has the comprehensive software: Single, Dual,

[Contact Us](#)



Ocular surface topographic evaluation in patients of

In our study, 200 eyes of patients were studied over period of 2 year, with autorefractometer which measures total astigmatism (corneal and lenticular)


[Contact Us](#)

Corneal Topography

Corneal topography is a special photography technique that maps the surface of the clear, front window of the eye (the cornea).

[Contact Us](#)





OCULUS Pentacam HR

or over 120 years. Today OCULUS is a medium-sized company focused entirely on developing and manufacturing advanced and innovative instruments for examinations and surgery on the eye to help

[Contact Us](#)

Cornea Topographer

A corneal topographer is an instrument that projects a Placido image of concentric rings onto the cornea to collect detailed data about its surface curvature, providing more comprehensive information than a

[Contact Us](#)



Wavefront Testing

When light rays enter the eye and traverse the different refractive indices, the wavefront surface changes, taking on a shape unique to that eye. These

[Contact Us](#)

A Comprehensive Guide to Aberrometry: 4 Essential

Aberrometers measure monochromatic aberrations, focusing on a single wavelength of light. Monochromatic aberrations refer to aberrations that

[Contact Us](#)





Contact Us

For datasheets, pricing, or custom fiber access solutions, please visit:
<https://frindel.es>