

Safety distance for 35kV busbar





Overview

These distances are influenced by voltage level, pollution degree, and the system insulation category. The IEC 61439-1 standard is the most commonly used document for defining these values. It applies to low-voltage switchgear and control gear assemblies and provides a table of. And for general industrial control equipment, voltage range 301-600, shortest distance is shown as 1/2" with this same value being shown through oil or air over surface. Between live parts of opposite polarity, 251-600V, Through air gap is 1", Over surface is 2". All CTs used in the scheme must have the identical performance class and turns ratio, must be tapped at full ratio, and must be dedicated to the bus protection scheme. Spacings between Busbars: The spacings between busbars are critical to prevent electrical shock and ensure safe operation.



Safety distance for 35kV busbar



Electrical Safety Standards for LV/MV/HV (Part-2)

Electrical Safety Standards for LV/MV/HV introducing Northern Ireland Electricity (NIE), 6/025 ENA - Clearances of electrical line to ground and roads

[Contact Us](#)




Clearance and Creepage Distances in Bus Bar System

Clearance and creepage distances are essential considerations in designing bus bar systems, as they play a vital role in ensuring safety, reliability, and operational

Busbar clearances and spacings in context of busbar current

However, the clearances and spacings required between busbars and other conductive objects are critical in preventing electrical shock and ensuring personnel safety. This article reviews

[Contact Us](#)



Minimum Electrical Clearance Standards

Input Busbar used is 20/6mm for 100Amps MCCB, output busbar is 2 runs 60/10mm for 1000 Amps 4- pole ACB Reply 28/31 f11/9/2017 Minimum Electrical

[Contact Us](#)



Safety Clearances and Creepage Distances in Electrical Plant and

Clearance means clear minimum distance between two conducting points separated by air/gas/oil. Clearances should be more than minimum flashover distance. Clearances should be such that

[Contact Us](#)

IEC Phase-to-Phase Clearance Standards , PDF

Table 1 covers voltages from 1kV to 245kV and lists nominal system voltages, maximum equipment voltages, insulation levels, and minimum indoor and outdoor

[Contact Us](#)



Minimum Electrical Clearance As Per BS:162.

Clearances from Buildings of HT and EHT voltage lines IE Rule 80 Vertical Distance High voltage lines up to 33KV Extra High Voltage 3.7 Meter 3.7 Meter + Add 0.3 meter for every additional

[Contact Us](#)






Bus Bar Size Calculator

Current carrying capacity and budget as under size busbar can cause heating and damage in busbar while over size busbar can affect the cost of project. By using

[Contact Us](#)



Clearance Requirements In EHV AIS Substation You

Earth clearance Phase clearance Creepage Ground clearance Sectional safety working clearance (will be explained in 2nd part) Creepage

[Contact Us](#)

IEC 61439 Busbar Standard: A Guide to Low-Voltage

This standard covers busbars used for low-voltage assemblies, power distribution, photovoltaic power systems, and electrical energy control. The IEC

[Contact Us](#)



Safety Clearance Recommendations for Electrical Panel

Clearance Tables includes working space and clearance around indoor electrical panel, Circuit Board (NES 312.2), clearance for conductor entering

[Contact Us](#)



Minimum distance requirement between bus bars and enclosure per

The closest distance I have between the bus bars and the panel itself is 0.6" with the panel doors closed. This dimension is the one that concerns me and has ultimately led me to posting


[Contact Us](#)



Safety distance of overhead conductor

The line-to-line distance of overhead line conductors of 35kV, 10kV and below shall not be less than the values in Table 1-6. For 1kV and below, the horizontal

[Contact Us](#)



Busbar Clearance Requirements , Huijue Group E-Site

Redefining Safety Margins Could self-adjusting busbar systems become standard by 2028? With the global smart grid market projected to reach \$169B by 2030, the answer likely depends on how

[Contact Us](#)



1427-2020

This guide, covering three-phase ac systems from 1 kV to 800 kV, provides recommended electrical operating, safety clearances, and insulation levels in air-insulated electric supply substations;

[Contact Us](#)






What is the safe distance between buildings and high-voltage lines?

What is the safe distance from buildings and high-voltage lines for high-voltage lines below 1kV? The price of cable identification instrument is below 1kV: 1.0 meters; 1kV-10kV: 1.5

[Contact Us](#)



IEC Standard For Busbar Clearance : Electrical

The IEC standard for busbar clearance plays a critical role in the design and safety of electrical panels and power distribution systems. It defines

[Contact Us](#)

Diablo 400 Project: Rack and Power

This vertical busbar interconnects with various building blocks such as the AC/DC power shelf, energy storage shelves, HVDC output box, and protection modules. The busbar is designed

[Contact Us](#)



SSEN Word Document Template (Internal)

1.1 SSEN-D recognises its obligations to provide Authorised Persons and non-Authorised Persons safe access and working environments in exposed busbar or gas insulated substations. 1.2 This

[Contact Us](#)

Busbar Design and Safety Considerations



However, designing and implementing busbar systems requires careful consideration of safety factors, such as insulation, clearance distances, and grounding. This blog will delve into the

[Contact Us](#)



Safe Distance Between High-Voltage Busbars

Designing safe distances between high-voltage busbars is essential for equipment performance and safety. It requires evaluating voltage levels, environmental factors, and manufacturing processes,

[Contact Us](#)

Minimum Approach Distance Chart

The Minimum Approach Distance Chart is a critical tool that outlines the safe distances workers must maintain when working near energized electrical

[Contact Us](#)



Protection for 132kV, 33kV and 6.6/11kV Systems

All main busbars at 33kV substations shall be protected by fast acting fully discriminative protection incorporating main and check systems. The standard scheme is for metal enclosed switchgear for

[Contact Us](#)



Bus Protection Theory

High-impedance differential protection or percentage differential protection may be the correct choice depending on the bus configuration and specifics of application. Both methods address loss of

[Contact Us](#)



Busbar clearances and spacings in context of busbar current

Spacings between Busbars: The spacings between busbars are critical to prevent electrical shock and ensure safe operation. The NEC requires a minimum spacing of 12 inches (305

[Contact Us](#)

Minimum Spacings

The section outlines the required minimum distances between uninsulated metal components, busbars, and live parts, as specified in Table 408.56. It allows for closer placement of parts of the same

[Contact Us](#)



Section 7 Switchgear and controlgear assemblies

For main switchboards rated at above 1kV, a minimum clearance distance of 25 mm is required for busbars and other bare conductors.

[Contact Us](#)






Clearances and creepage distances in LV electrical

Section 10.4 of IEC 61439 provides the list referred to in IEC 60664-1, the basic safety publication "Insulation coordination for equipment within low

[Contact Us](#)



Substation Clearance Requirements Guide , PDF

Substation Clearance Requirements Guide This document provides guidelines for minimum electrical clearances and safety distances for substations at various

[Contact Us](#)

Contact Us

For datasheets, pricing, or custom fiber access solutions, please visit:
<https://frindel.es>