

# **Patterns in Spectrometer Readings**





## Patterns in Spectrometer Readings

---

- ✓ Slow Axis Aligned (0°) - for standard sensing applications
- ✓ Fast Axis Aligned (90°) - for special modulation applications
- ✓ 45° Axis Aligned - for depolarizer applications



### **(PDF) How to read and Interpret GC/MS Spectra**

Thus, this study is aimed to fulfill the gap on bridging the spectra data output of GC/MS measurement into the light of easy way reading and interpreting

[Contact Us](#)

### **How to read a SPECTROMETER (Least Count & Reading)**

Read ## Any Spectrometer ## in just four steps  
- Step 1 - Find Least Count Step 2 - Find Main Scale Reading Step 3 - Find Vernier Scale Reading Step 4 - Apply the formula This video

[Contact Us](#)





### **Interpretation of mass spectra**

Electrons are emitted from a filament made of tungsten, rhenium The electrons and molecules cross (usually at a right angle) and "collide". The ions are primarily singly-charged, positive ions, that are

[Contact Us](#)

### **Learn the Fundamentals of the Diffraction Grating Spectrometer**

It is hoped that upon reading this article, the reader will have a good understanding of how a diffraction grating spectrometer works. For a diffraction grating spectrometer, the grating is the



### How to Interpret FTIR Results: A Beginner's Guide


Fourier Transform Infrared (FTIR) Spectroscopy is a key tool for identifying chemical compounds and analyzing molecular structures. Learn how

[Contact Us](#)

### Evaluating Spectral Signals to Identify Spectral Error

Accordingly, spectra of pure water and blank air were measured with the spectrometer used in the above mentioned experiment (6500-A, see below), and

[Contact Us](#)



### How to Interpret a Mass Spectrum? - Organic Chemistry:

Interpret a mass spectrum to determine: The molecular ion ( $M^+$ ) peak and its significance. Fragmentation patterns and their relation to molecular structure. Isotopic patterns for elements like

[Contact Us](#)





## Interpretation of mass spectra

Lee, A beginner's Guide to Mass Spectral Interpretation, 1998. Ham, Even Electron Mass Spectrometry with Biomolecule Applications, 2008. Davis & Frearson, Mass Spectrometry (Analytical Chemistry by

[Contact Us](#)



## How to Troubleshoot a Spectrum That Looks Wrong

Effective spectral troubleshooting requires a systematic approach that identifies root causes through thorough evaluation, pattern recognition, and

[Contact Us](#)

## How to Read a Spectrophotometer and Interpret Values

Learn to interpret light absorption data and apply this crucial analytical technique.

[Contact Us](#)



## 12.7: Interpreting Infrared Spectra

Look at the IR spectra of hexane, 1-hexene, and 1-hexyne in Figure 12 7 1 to see an example of how IR spectroscopy can be used. Although all three IR spectra

[Contact Us](#)



## Atomic Spectra

Equipment: Atomic Spectra Spectrometer table with grating holder and telescopic viewer Black light masks for spectrometers Spectra power supply/holder Spectra tubes for hydrogen, helium, mercury,

[Contact Us](#)



## Interpreting IR Spectra: A Quick Guide - Master Organic Chemistry

We can observe and measure this "singing" of bonds by applying IR radiation to a sample and measuring the frequencies at which the radiation is absorbed. The result is a technique

[Contact Us](#)

## The Basics of Spectrophotometry

Did you know you can measure color? We will discuss the basics of colorimetry and take a quick look at what a spectrophotometer is & instrument options.

[Contact Us](#)



## Yokogawa Electric Corporation

Boost on-site operators and engineers performance with Immersive VR training ;  
Advanced worker safety for LNG facilities ;  
Efficient detection of oil tank corrosion

[Contact Us](#)



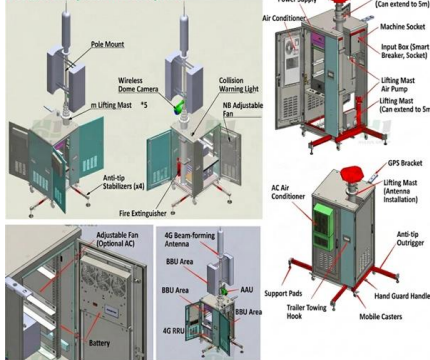
## 4.7: NMR Spectroscopy

Nuclear magnetic resonance spectroscopy (NMR) is a widely used and powerful method that takes advantage of the magnetic properties of certain

[Contact Us](#)



### Product Composition Description



## A Beginner's Guide to Using a Spectrophotometer

Learn to read absorbance values and spectra carefully, check for smooth curves and expected peaks, and troubleshoot common issues to improve

[Contact Us](#)

## EXPERIMENT 14

However, the scales only measure the relative rotational positions of the tele-scope and the spectrometer table base. Therefore, before making a measurement, it's important to establish a ver

[Contact Us](#)



## The Spectroscope: A Gemologist's Guide

The spectroscope is also a great asset for examining rough gems, when getting RI readings is difficult, and detecting some treatments. In some

[Contact Us](#)






## How to Troubleshoot a Spectrum That Looks Wrong

In a similar way, FTIR spectroscopy can experience baseline deviations due to thermal expansion or mechanical disturbances that misalign the

[Contact Us](#)



## INFRARED SPECTROSCOPY (IR)

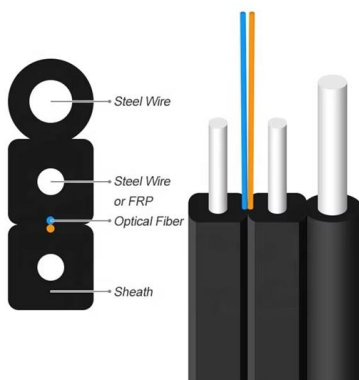
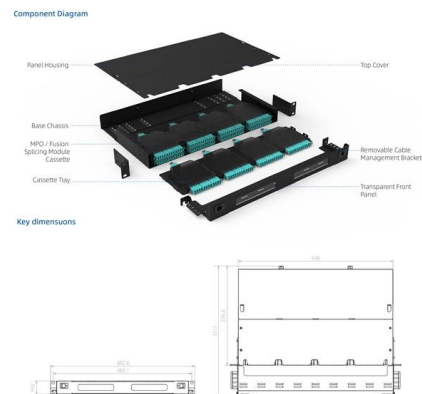
Infrared Spectroscopy (IR) - Triggering molecular vibrations through irradiation with infrared light. Provides mostly information about the presence or absence of certain functional groups. Mass

[Contact Us](#)

## Interpreting Mass Spectrometry Output , Waters

Mass spectrometers capable of just 3 ppm mass accuracy, but 2% isotope pattern accuracy, usually remove more than 95% of the false candidates. This performance would beat even mass

[Contact Us](#)



## Spectra Interpretation, Mass Spectrometry, Organisch-Chemisches

If especially relevant for structural characterization, the detailed abundances and masses of the pattern may be given, or a depicted spectrum in comparison with the calculated one.

[Contact Us](#)



## Guide to Spectroscopy and Spectral Lines

Guide to Spectroscopy and Spectral Lines Editor: Ian Czekala This guide, a continual work in progress like our other guides, aims to provide the context necessary to understand much of the spectral

[Contact Us](#)



## Spectrometer Basics


Spectrometers can and are used in all of the physical sciences; physics, chemistry, biology, astronomy, geology, metrology among others over thousands of

[Contact Us](#)

## How to Read a Spectrophotometer and Interpret Results

Learn the crucial steps for operating a spectrophotometer and translating measured light levels into meaningful, quantifiable substance amounts.

[Contact Us](#)



## 12.7 Interpreting Infrared Spectra

The complete interpretation of an IR spectrum is difficult because most organic molecules have dozens of different bond stretching and bending motions, and

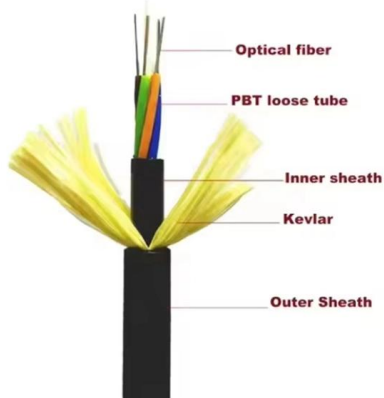
[Contact Us](#)



## Mass spectrometry and a guide to interpreting mass

Mass spectrometry allows us to measure the masses of atoms and molecules, and also obtain information about their chemical structure. Before we

[Contact Us](#)



## Spectroscopy

Rather, spectroscopy involves the splitting of light by a prism, diffraction grating, or similar instrument, to display a particular discrete line pattern called a "spectrum",

[Contact Us](#)

## Contact Us

For datasheets, pricing, or custom fiber access solutions, please visit:  
<https://frindel.es>