

Optocoupler voltage and current





Overview

It consists of collector-emitter voltage (VCE) and collector current (IC) as a function of the base current (IBASE). An optocoupler, also known as photocoupler or opto-isolator, is a device which can transfer an electrical signal across two galvanically-isolated circuits by way of optical coupling. Unlike transformers or capacitors, which can only transfer AC signals across the isolation barrier, optocouplers can. The allowable maximum alternating current voltage that can be applied between the input pins and output pins is expressed as a root mean square (rms) value. Normally, this value is guaranteed not for an unlimited period, but for a limited test. The Schmitt inverter at the output performs several functions; it ensures that the output conforms to HCT voltage and current specifications, it also provides very fast rise and fall times for the output, and corrects the signal inversion caused by the phototransistor being operated in common.



Optocoupler voltage and current



transistors

I'm trying to determine the forward current of the optocoupler in my circuit diagram below. The optocoupler PN is 4N49U, and the POWER_ENA is

[Contact Us](#)

Optocoupler Tutorial for Beginners

An optocoupler (or opto-isolator) is a component that transfer signals between circuits using light. In this guide, you'll learn how they work and how you

[Contact Us](#)



Optocoupler Tutorial and Optocoupler Application

This is achieved using a valuable electronic component called an Optocoupler. So How Does An Optocoupler Work The basic design of an

[Contact Us](#)

What Is Optocoupler and Its Application with Examples

This isolation prevents high voltages or rapidly changing voltage spikes on one side from damaging components on the other. IV Optocoupler




Optocoupler: Its Types and Various Application in

Optocoupler also called Opto-isolator, photo coupler or optical isolator. Often in circuits, especially low voltage or highly noise sensitive circuits,

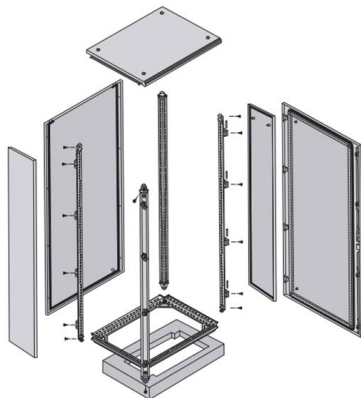
[Contact Us](#)

AN-107.qxd

Industrial controllers and data acquisition equipment frequently require an isolated voltage-to-current loop converter in environments where high common mode noise exists and protection of equipment



[Contact Us](#)



Optocoupler

Author Topic: Optocoupler - wide input voltage range (Read 14268 times) 0 Members and 1 Guest are viewing this topic.

[Contact Us](#)

Optocoupler Tutorial and Optocoupler



Application

The basic design of an optocoupler consists of a light source, usually an LED (Light-Emitting Diode), driven by the input signal which could be a digital

[Contact Us](#)



ANO007 , Understanding Phototransistor Optocouplers

In order to design a functionally robust and reliable application with optocouplers, it is essential to understand not only the device's main parameters and parasitic elements, but also their tolerances

[Contact Us](#)

Transistor Output Optocouplers Frequently Asked Questions (FAQs)

A: Optocoupler datasheets provide a variety of information and graphs which should be used to determine the correct operation point. From the graph depicting forward current I_F across forward



[Contact Us](#)



TLP 620-2 Toshiba

Find the best pricing for Toshiba TLP 620-2 by comparing bulk discounts from 7 distributors. Octopart is the world's source for TLP 620-2 availability, pricing, and technical specs and other electronic parts.


[Contact Us](#)



Guidelines for reading an optocoupler datasheet

It consists of collector-emitter voltage (VCE) and collector current (IC) as a function of the base current (IBASE). With optocouplers, the emitter forward current (IF) is approximately equivalent to the

[Contact Us](#)



Using Opto Couplers

Each logic family (e.g. LSTTL or CMOS types) may have different logic voltage levels and different input and output current requirements, and optocouplers can

[Contact Us](#)

Explanation of Photocoupler / Optocoupler Specifications

Since this voltage changes greatly depending on the forward current (I F), collector current (I C), and individual variations in the current transfer ratio (CTR) and its

[Contact Us](#)



Optocoupler

As well as simple 'on-off' signals, the optocoupler can transmit continuously varying analogue signals. Optocoupled thyristors and triacs are used to switch alternating currents at mains voltages by means

[Contact Us](#)



The Ultimate Optocouplers Guide: Isolation, Types, and

The Principle of Light-Based Isolation 1.1 What is an Optocoupler (Opto-Isolator)? 1.2 Understanding Current Transfer Ratio (CTR) 1.3 Key

[Contact Us](#)



Help understanding power ratings in optocoupler datasheet

The input is 6V and 60mA (is it right?) Hell NO! The maximum reverse voltage that the LED can withstand is 6V. The maximum current that can be passed in this LED (when forward

[Contact Us](#)

Make sure your optocoupler is properly biased

If the optocoupler is current-starved, the output voltage will keep rising until the proper amount of LED current conducts through the optocoupler. This results in overvoltage conditions on the output, and is

[Contact Us](#)



Optocoupler Circuit Design and Detailed Analysis

Optocoupler circuit design is not that difficult as some thought. Once you know what a CTR is and learn how to use it, then Optocoupler circuit design is that easy.

[Contact Us](#)



Optocoupler Base Current and Voltage Calculator

Optocoupler Base Current and Voltage Calculator
08 Sep 2024 Tags: Calculations Concepts User questions Optocouplers Popularity: ???
Optocoupler Calculations This

[Contact Us](#)



Optocoupler Circuits, Working, Characteristics, Interfacing

The above figure shows how to interface a microcontroller or Arduino output signal (5 volts, 5 mA) with a relatively high current load through an

[Contact Us](#)

Using Opto Couplers

Designing Optocoupler Interfaces The main purpose of an optocoupler interface is to completely isolate the input circuit from the output circuit, which normally means

[Contact Us](#)



Network Cabinet & Rack



Optocoupler specifications for circuit design , doEEEt

Optocoupler dissipates power through the Light-Emitting Diode and the phototransistor in the function of LED's forward current and forward voltage and

[Contact Us](#)



Industrial 8-Ch Digital Input & Output Module, DC 7~36V

Industrial 8-Ch Digital Input & Output Module, DC 7~36V Wide Voltage Power Supply, Modbus RTU Protocol , Modbus RTU IO 8CH This is an industrial grade

[Contact Us](#)




ABB 1SNA645050R1700 Optocoupler, Max. Forward 12V, Max.

DIN Rail Mount Optocouplers R600 series In order to fit voltage/current together with galvanic insulation, interface is necessary through devices providing these functions plus transmission of input/output

[Contact Us](#)

Understanding Phototransistor Optocouplers

Understanding Phototransistor Optocouplers Content you may also like An optocoupler, also known as photo-coupler or opto-isolator, is a component

[Contact Us](#)



Contact Us

For datasheets, pricing, or custom fiber access solutions, please visit:
<https://frindel.es>