

# Optical Flow Module Arduino





## Optical Flow Module Arduino

---



### ADNS-3080 Optical Flow Sensor Module

ADNS-3080 optical flow sensor module is easy to use with Arduino boards. The sensor is based on ADNS3080 technology, it is a good solution for a

[Contact Us](#)

### Interfacing PMW3901 Optical Flow Sensor With ESP32

PMW3901 Optical Flow Sensor PMW3901 Resolution, Range, and Specifications PMW3901 Pinout Pimoroni PMW3901 Module Pinout PMW3901 Optical Flow


[Contact Us](#)



### Light Blocking Module with Arduino - Step by Step Guide

The Light Blocking Module, also known as a Photo Interrupter or Slotted Optical Sensor, is a sensor that detects changes in light intensity caused

[Contact Us](#)



### Optical flow/mouse sensor

I would like to know how does a optical flow/mouse sensor go about stabilizing or controlling the position of a quadrotor ? Any useful links on optical flow/mouse sensor are also welcome.



### **Optical Flow with Arduino Nano**

A simple Optical Flow Sensor is implemented with the Arduino Nano and ten CdS Photoresistors. All the signals are read in the analog input A0.

[Contact Us](#)



### **ADNS-3080 Optical Flow Sensor Module**

ADNS-3080 Optical Flow Sensor Module Please allow 4-6 days processing before ship out. For gearmotors or similar motors, we don't ship using epacket and will

[Contact Us](#)



### **Interfacing PMW3901 Optical Flow Sensor With ESP32**

Learn how the PMW3901 optical flow sensor tracks motion without GPS. Explore its features, specifications, and how to interface it with ESP32 for accurate position tracking.

[Contact Us](#)





## How to hook up ADNS3080 optical flow sensor to the arduino

The ADNS-3080 based optical flow sensor is available in a lot of places like eBay and provides a cheap little camera that can easily be hooked up to an 8-bit micro to give motion information or to

[Contact Us](#)



## Arduino Optical Fiber Transmission Setup

Optical Fiber Transmission Setup - Transmitter Selection I'm going to use HFBR 1414 fiber optic transmitter module which is manufactured by

[Contact Us](#)

## Optical Flow Sensors

Exploring the capabilities of optical flow sensors by transforming a old optical mouse into a handheld motion tracking device.

[Contact Us](#)



## Example code for the ADNS-3080 optical flow sensor

Example code for the ADNS-3080 optical flow sensor - Lauszus/ADNS3080

[Contact Us](#)

## DIY Optical Flow based Real-Time Motion



## Detection

We designed a simple optical flow-based motion detection system using ESP32 that tracks the motion and gives us Real time displacement data.

[Contact Us](#)



## Bitcraze PMW3901 , Arduino Documentation

Provides access to X/Y motion count. This library is compatible with all architectures so you should be able to use it on all the Arduino boards. Was this article helpful? Browse through hundreds of

[Contact Us](#)

## Unlock Advanced Arduino Projects: Arduino Optical

In my setup for Arduino optical fiber data transmission, I've chosen to employ the Amplitude Shift Keying (ASK) scheme. This communication method

[Contact Us](#)



## PX4FLOW Optical Flow Camera Board -- Copter

Overview The PX4FLOW (Optical Flow) Sensor is a specialized high resolution downward pointing camera module and a 3-axis gyro that uses the ground

[Contact Us](#)





## Optical Flow Sensor

Order your PCBs from JLCPCB, who claim to be able to add that part. Or, look for more readily available optical flow sensors.

[Contact Us](#)



## Mouse-based Optical Flow Sensor to focus on nearer distances (


Hi, I am experimenting with an optical flow sensor, based on the ADNS3080 mouse sensor. This sensor is mainly used (apart from computer mice) on quadcopters, in order to maintain

[Contact Us](#)

## ARK Flow , PX4 Guide (main)

ARK Flow ARK Flow is an open source DroneCAN optical flow, distance sensor, and IMU module. Where to Buy Order this module from: ARK Electronics (US)

[Contact Us](#)



## How to Use PMW3901: Examples, Pinouts, and Specs

The PMW3901 is a high-performance optical flow sensor designed for motion detection and tracking applications. Manufactured by Pimoroni Ltd, this sensor

[Contact Us](#)



## PMW3901-Based Flow Sensors , PX4 Guide (main)

PMW3901 is an optical flow ASIC that computes the flow internally and provides a difference in pixels between each frame. It uses a tracking sensor that is similar

[Contact Us](#)



## ARK Flow Open Source Optical Flow and Distance Sensor

Dronecan Optical Flow and Mid-Range Distance Sensor Module PixArt PAA3905 Optical Flow Sensor Wide working distance from 80mm to infinity Tracks under

[Contact Us](#)

## DIY Indoor Optical Flow Drone , A Comprehensive Guide

Building a DIY indoor optical flow drone can be difficult if you don't know where to start, but there's good news! In this post, I will break down every

[Contact Us](#)



## New Product Coming Soon: Adafruit PMW3901 Optical

February 9, 2026 AT 1:10 pm New Product Coming Soon: Adafruit PMW3901 Optical Flow Sensor - SPI Optical Motion Breakout I spy with my little sensor eye a

[Contact Us](#)



### ralbra/Optical\_Flow\_Sensors\_Arduino

Arduino driver for the PAA5100JE and Pixart PMW3901 (not tested atm) optical flow sensors. The driver was originally developed to support the Bitcraze Flow

[Contact Us](#)



### Using A Flow Sensor With Arduino

In this tutorial we will be connecting a liquid flow sensor to an Arduino and writing code to measure the amount of liquid passing the sensor.

[Contact Us](#)

### PMW3901 Optical Flow Sensor , Holybro

To enable the Holybro PMW3901 optical flow sensor in PX4, simply set SENS\_EN\_PMW3901 to enable, and the SENS\_TFLOW\_CFG to the


[Contact Us](#)



### MatekSys Optical Flow 3901-L0X -- Copter documentation

The MatekSys optical flow 3901-L0X sensor is a lightweight optical flow sensor including a short range lidar which uses the MSP protocol to communicate with

[Contact Us](#)



OM3 Fiber Patch Cable Family



## (EOL) Optical Flow 3901-L0X - MATEKSYS

Communication between 3901-L0X module and Flight controller via UART MSP V2 protocol supported by INAV and ArduPilot. There is no detailed datasheet of MSP

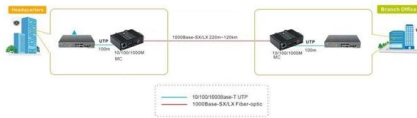
[Contact Us](#)



## GitHub

Arduino and Processing code for an A3080 or ADNS3080 optical flow sensor. For circuit layout watch the video: 'will be online in a few days' or the

[Contact Us](#)



## Contact Us

---

For datasheets, pricing, or custom fiber access solutions, please visit:  
<https://frindel.es>