

HyperTerminal connects to the core switch





HyperTerminal connects to the core switch



HyperTerminal

HyperTerminal Vixel Switches To connect to the serial interface, attach one end of an RS-232 null modem cable to the computer's serial port, and attach the other end to the switch's DB-9 serial port

[Contact Us](#)

Connection via HyperTerminal

Connection via HyperTerminal - How can I connect using HyperTerminal? HyperTerminal is a program included in Windows. You can find it in menu Start > All programs > Accessories >

[Contact Us](#)



How to connect to the switch with HyperTerminal

Connect one end of the console cable to the console port of the switch and tighten the screws to prevent it from falling off or being in poor contact. Connect the other end to the serial

[Contact Us](#)



HyperTerminal

HyperTerminal is now ready to send and receive characters. Note that with our settings any key pressed will just be sent down the USB to TTL cable (it will not

[Contact Us](#)



Establishing a Console Session with HyperTerminal

Task 3: Configure HyperTerminal to Establish a Console Session with a Cisco IOS Switch. Serial connections between Cisco IOS routers and switches

[Contact Us](#)



How to use HyperTerminal Terminal Emulator on a Cisco Router or Switch

HyperTerminal helps to configure Cisco router or switch, monitor them and manage routers and switches. If you are operating on Windows XP, follow these steps to configure Cisco router or switch

[Contact Us](#)



Using HyperTerminal

Select Connect. At the server's control panel, enter a function 65 (you must take the server to a known state). The server's control panel might display D1008065 after a few minutes. Also, in the

[Contact Us](#)





Hyperterminal connection problem!

So I bought a two end female serial converter so I would be able to connect the switch to my computer. I am using a x64 Windows 7 and copied Win XP's hyperterminal files into the right

[Contact Us](#)



Download and Install HyperTerminal for Windows 10 & 11

One of the primary reasons to use HyperTerminal on Windows 10 and 11 is its simplicity and reliability for serial communication. Many legacy devices such as routers, switches, and

[Contact Us](#)

How To Connect A Hyper Terminal To Cisco 2950

this tutorial shows you step by step with pictures on how to connect your laptop or your computer using windows hyper terminal connection to a cisco

[Contact Us](#)



HyperTerminal Cisco Console Connection

Short demonstration showing how to connect HyperTerminal to the serial console port on a Cisco switch or router.

[Contact Us](#)



Using HyperTerminal with the CTP2000 Platform , Juniper Networks

Click the Start button and select Programs, Accessories, Communications, and HyperTerminal. In the HyperTerminal window, select HyperTerminal. In the Connection Description dialog box, enter a

[Contact Us](#)



Can connect to a switch and administer it using Hyperterminal?

Can I use Hyperterminal to administer a switch? For Legacy Avaya switches, you would need Terranova, Procomm, or some other terminal emulation package that allows you to access the

[Contact Us](#)

Putty-HyperTerminal-Automation-Coop-Project

Features o The user can erase and reload the routers and switches with a single click, instead of manually typing-in the commands. o The application connects to the right port and runs the specified

[Contact Us](#)



hyperterminal newbie

Make sure that your connection is direct, NOT a modem connection where Hyperterminal asks for a phone number, and no flow control. Also make sure that you are NOT echoing the typed character to

[Contact Us](#)


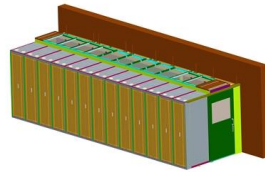
Establishing a Console Session with



HyperTerminal

Configure HyperTerminal to establish a console session with a Cisco IOS switch. Background HyperTerminal is a simple Windows-based terminal

[Contact Us](#)



HyperTerminal Serial Port

To set up a serial terminal connection in HyperTerminal, First enter a name for your connection, click OK. Select your COM port under "connect using". Click

[Contact Us](#)

Capturing Text Output from Hyperterminal

Microsoft Hyperterminal is one of the most commonly used terminal emulator programs. This document explains how to use some Hyperterminal

[Contact Us](#)



Using HyperTerminal

In the Capture Text window at the File line, enter the drive you wish to save to and enter the name of the file followed by a .TXT extension. Example: C:1620A May 2013.txt Then, click Start The

[Contact Us](#)



Using HyperTerminal with 4800G Switch , Comware

We have recently purchased a couple of these switches and I am trying to configure them. I have looked through the documentation and understand that they must be first configured through the console

[Contact Us](#)



controlling arduino with hyperterminal


Hi, im very new to the scene. Sorry to be a complete noob, but is there a way to control the arduino from say hyperterminal? Im looking to have a few lights, servos, fans and such

[Contact Us](#)

Solved: Cisco 1720 HyperTerminal Access?

I know how to do it, however when I try to access the 1720 with a Console Cable and HyperTerminal, I can't seem to connect. I've set HyperTerminal to 9600 with no Flow Control and it

[Contact Us](#)



Using HyperTerminal

Starting HyperTerminal 1 Check to see if your computer has a program called Terminal or HyperTerminal. the HyperTerminal. This is usually located in the Accessories folder and then the co

[Contact Us](#)



Logging In to a Switch

Open the HyperTerminal on the PC, establish a connection, and set the connected port and communication parameters. The following uses PuTTY as an example, as shown in Figure 7-6.

[Contact Us](#)



Contact Us

For datasheets, pricing, or custom fiber access solutions, please visit:
<https://frindel.es>