

How to use the all-in-one dimming module





Overview

Follow the steps below to install the module: 1 Press the dimming module onto the DIN rail until it clicks into place. The agreement by the lighting industry to adopt a common protocol for digital addressable control of luminaires has opened up a virtually unlimited number of options for regulating artificial lighting in all applications. An AC Dimmer Lamp Module is an electronic device designed to adjust the brightness of an incandescent lamp.



How to use the all-in-one dimming module



How to Use AC Light Dimmer: Examples, Pinouts, and


Learn how to use the AC Light Dimmer with detailed documentation, including pinouts, usage guides, and example projects. Perfect for students, hobbyists, and

[Contact Us](#)

DIN-Rail 8-Channel Adaptive Phase Dimmer

Introduction The Control4® DIN-Rail 8-Channel Adaptive Phase Dimmer (C4-DIN-8APD-E) controls up to eight devices from one module in the Control4 system. It installs in a panelized backbox using

[Contact Us](#)



DALI Dimming Module Tutorial

This video is a tutorial on how to use the DALI Dimming Module in our smart lighting control system this demonstration setup, we use the system power supp


[Contact Us](#)



Dimmer Switch Module

1CH/2CH WiFi Dimmer Switch Module Interruptor Relay Description The SLS Smart WiFi Dimmer Switch Module upgrades traditional switches to include automatic

[Contact Us](#)



Motor protection controller



Lutron Electronics PowPak RMN-ECO32-DV-B

View and Download Lutron Electronics PowPak RMN-ECO32-DV-B installation manual online. Dimming Module with EcoSystem. PowPak RMN-ECO32-DV-B

[Contact Us](#)

ZigBee Dimmer Module, Smart Switch Relay Module,

LumiMuse presents the Smart Tuya ZigBee 3.0 Dimmer Module, designed to enhance your home automation experience. This compact module requires a

[Contact Us](#)



PowPak Dimming Module with EcoSystem Spec Submittal (369427)

EcoSystem® The PowPak® Dimming Module with EcoSystem® is a radio frequency (RF) control that operates up to 32 EcoSystem® Ballasts / LED drivers based on input from Pico® controls and Radio

[Contact Us](#)




Enkin IDM250 250W In-Line Multi-Way Dimmer Module

For multi-location dimming, please note that you only require one dimming toggle switch per circuit, for the other switch locations on the circuit, please use two-way

[Contact Us](#)

Rear of the optical fiber distribution box



Lighting know-how DALI Manual

Stable dimming function All the luminaires receive the same interference-free digital signal and therefore the same dimmer value. Distributed intelligence DALI uses a system of distributed intelligence;

[Contact Us](#)

Dimmer Switch For Multiple LED Lights? (The Right Way)

Conclusion Using one dimmer switch for multiple LED lights can save you time, energy, and money. Just be sure to check the total wattage of all your bulbs and

[Contact Us](#)



PowPak Dimming Module with 0-10V Installation Guide Part #041457a

PowPak® Dimming Module can be installed in a junction box or marshalling box using the conduit nut (provided) or with mounting screws (not provided). Please consult local and national electric codes

[Contact Us](#)



DALI Dimming: Complete DALI Dimming Knowledge

In this article, we'll take a closer look at DALI dimming, its benefits, and how it can improve the functionality and energy efficiency of your lighting

[Contact Us](#)



Products > LED Dimming Modules > Tunable White

The SLD DimTW2 is a CV Tunable White LED dimming module. This unique dimming module accepts 0-10V/1-10V control signal and enables smooth,

[Contact Us](#)



How to Set Up and Optimize Shelly Dimmer 2 with Home Assistant

Learn how to wire, configure, and fine-tune the Shelly Dimmer 2 with Home Assistant for smooth dimming, rock-solid automations, and real-time energy monitoring.

[Contact Us](#)



How to Use AC Dimmer Lamp Module: Examples,

Learn how to use the AC Dimmer Lamp Module with detailed documentation, including pinouts, usage guides, and example projects. Perfect for students,

[Contact Us](#)





EnOcean Wireless LED Dimming Module

GRE Alpha's EnOcean (R) dimming module allows for smooth, flicker-free dimming of lighting fixtures using any of EnOcean (R)'s certified Energy Harvesting

[Contact Us](#)



An In-Depth Guide to 0-10V Dimming Wiring Methods:

Discover the various wiring methods for 0-10v dimming systems, including the use of control cables and voltage regulators. Learn how to wire and control lighting

[Contact Us](#)

Dimmable Switch Tutorial using RobotDyn AC Light

Dimmable Switch Tutorial using RobotDyn AC Light Dimmer Module In this section we'll walk through creating a Light dimmer with RobotDyn and then control the

[Contact Us](#)



Dimming for Dummies

Using a dimmer with LED light bulbs can seem complicated, follow our 4-step for your complete guide to dimming to simplify the whole process.

[Contact Us](#)



Universal dimming module

Description The universal dimming module has two channels for dimming light circuits. **Overview Operation** The transmission signal of the controller activates one or several

[Contact Us](#)



Installation and Operation Guide: DIN-1DIMU4

The dimmer's default operating mode is AUTO, which is appropriate for various types of loads. The output mode of the dimmer needs to be changed only when the connected device is not dimmable or


[Contact Us](#)

Installation and Operation Guide: DIN-1DIMU4

Description The Crestron® DIN-1DIMU4 is a 4-channel, universal lighting control module designed to support dimming of both forward and reverse phase type loads. A single model supports both 120



[Contact Us](#)



Universal dimming module

1 Press the dimming module onto the DIN rail until it clicks into place. 2 Connect the L phase wire and the N neutral wire to the L and N screw terminals respectively. 3 Connect the circuits you wish to dim

[Contact Us](#)

HP_2_4_6.qxp



Use one #12AWG (2.5mm²) wire to carry the zone's dimmed (or switched) hot signal from the Control Unit to the Dimming Module. This allows the Control Unit to control the lighting loads.

[Contact Us](#)



LED Strip Dimmer Module 1 or 2 Way

Purpose Built LED Dimmer Module. Designed for dimming white or single colour LED strip lights when used with one of our Mains dimmable drivers.

[Contact Us](#)

ALL-DIM 150W Universal 2-Way LED Dimmer Module

Introducing the ALL-DIM 150W Universal 2 Way LED Dimmer Module, the perfect solution for controlling your LED lighting with ease and precision. This innovative

[Contact Us](#)



- TELECOM CABINET
- BRAND NEW ORIGINAL
- HIGH-EFFICIENCY



Dimmer-Control

Dimmer-Control is designed to operate in electrical home installation. Faulty connection or use may result in fire or electric shock. All works on the device may be performed only by a qualified and

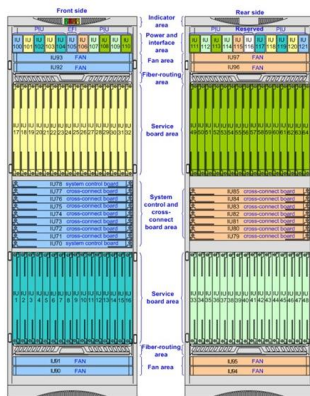
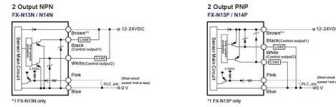
[Contact Us](#)



AC Dimmer Modules with Arduino and ESP

Learn how to control the brightness of AC lights using an AC dimmer module and Arduino. This comprehensive guide covers module features, working

[Contact Us](#)



All-Dim 150W Programmable 2 Way LED Dimmer Module

The module allows for an adjustable minimum brightness setting, allowing you to customise the lighting ambiance to your preference. Featuring our advanced Optidim technology, it ensures smooth and

[Contact Us](#)

Contact Us

For datasheets, pricing, or custom fiber access solutions, please visit:
<https://frindel.es>