


How to replace the cable tray when replacing the charging pile wiring





How to replace the cable tray when replacing the charging pile wiring



Charging pile

In case of abnormal situation of charging pile faults like charging process could not be stopped or internal wiring short circuit happened, emergency switch shall be pressed down immediately.

[Contact Us](#)

40kW DC Charger User Manual

This document provides instructions for safely using a 40kW DC electric vehicle charger made by Luoyang Grasen Power Technology Co., Ltd. It describes the

[Contact Us](#)



How to self-repair your charging port

With Samsung's Self-Repair programme you can take device repair into your own hands and repair your Samsung Galaxy charging port. Find out how to do this in the below video.

[Contact Us](#)

Common Charging Pile Faults and Solutions

-

In short, when a charging station indicates a charging fault, specific measures should be taken based on the specific fault information and symptoms. During the



Manual

Manual - EV Charging Station NS. Search results. Skip to main content. Toggle navigation. 1. Safety Instructions. 2. Description and features. 2.1. Description.

[Contact Us](#)

CHARGEPOINT CT4000 INSTALLATION MANUAL Pdf

As shipped, a CT4000 charging station provides up to 30 A of output current to each charging port. An optional Power Management Kit is available that allows you to

[Contact Us](#)



Electric vehicle AC charging pile Product user manual

After the charging pile is installed, if the charging pile cannot be started normally after the equipment is connected to the power supply, please check if the power supply wiring is correct.

[Contact Us](#)





Grizzl-E EVSE Charging Station Charging Cable with Gun

By keeping the charging station in use and replacing its parts when necessary, we can maximize the value of the resources used to create it. In this guide, we will be removing the old charging cable with

[Contact Us](#)



CT2100 Head Pilot Removal Install.fm

Disconnect the wiring by sliding the head assembly upwards far enough to access the connectors, then disconnect the rectangular connector, the circular connectors (by rotating the outer ring counter

[Contact Us](#)

How to Replace Charging Port: A Step-by-Step Guide

Learn how to replace a charging port with this step-by-step guide. Discover the tools, precautions, and detailed instructions for a

[Contact Us](#)



How to Replace the Charging Port on an iPhone 11

Learn how to diagnose and fix iPhone 11 charging issues by swapping out the broken charging port.

[Contact Us](#)



People Inc.



People Inc. is America's largest digital and print publisher. Learn about career opportunities, leadership, and advertising solutions across our trusted brands

[Contact Us](#)



Samsung S22 Ultra Charge Port DIY Repair Guide

Disassembly: How to safely open your Samsung S22 Ultra without damaging other components. Charge Port Replacement: Step-by-step instructions to remove and replace the faulty charge port.

[Contact Us](#)

Crackhead/pass.txt at master · moimikey/Crackhead ·

How to create a web form cracker in under 15 minutes. - moimikey/Crackhead

[Contact Us](#)



Replace Your Charging Point in Just 3 Minutes with These

Follow this simple, step-by-step guide to replace the charging port on your electric bike. Whether it's damaged or worn out, we'll walk you through the proce

[Contact Us](#)



Cable Kit

Position the AC cable in the vehicle, sliding the cable under the body harness as needed. Connect the AC cable on the charge port, and then slide the locking tab

[Contact Us](#)



y53 charging patta - My Real Experience Replacing the

Replacing a malfunctioning charge port on the Vivo Y53 becomes effective with y53 charging patta, offering reliable fixes for issues like unstable connections and non-responsive charging after careful

[Contact Us](#)

Mastering the Art of Replacing Your Samsung S21 Charging Port

With careful attention and patience, most people can successfully replace the charging port with minimal technical background. What should I do if my phone does not charge after

[Contact Us](#)



Step-by-Step Guide: How to Replace Charge Cords on the

Avoid the \$5200 cost of replacing your charging station when it gets vandalized by cord cutters. For under \$400 if you are handy you can replace the cords and save a bundle.

[Contact Us](#)



Hot 11 Charging Flex: The Real Solution to My Broken USB

1. Is the Hot 11 Charging Flex cable compatible with my Infinix Note 40 Pro 4G, and how do I know for sure before buying? 2. How long will installing the Hot 11 Charging Flex actually last compared to

[Contact Us](#)

Product Catalog



Fixing Your Phone: How to Change the Charging Port Easily


Learn how to change the charging port with this easy-to-follow video tutorial. We'll guide you through the entire process, including the tools required, step-by-step disassembly, replacing the

[Contact Us](#)

How to Replace a Damaged Charging Port on a Bluetooth Speaker

In this step-by-step guide, learn how to safely remove and replace the damaged charging port on your Bluetooth speaker. Perfect for DIY repair enthusiasts or anyone looking to save on repair costs.

[Contact Us](#)



Installation Manual - Andersen Support

Only pull the charging cable out of the vehicle plug using the charging socket - never pull on the cable itself. Ensure that the charging cable is not mechanically damaged (kinked, jammed, run over, etc.).

[Contact Us](#)



How to Replace Cable Trays: Process & Safety Tips

A simple guide on how to replace cable trays. Learn about the process, safety tips, and what to look out for. Ideal for electricians and


[Contact Us](#)



Step-by-Step Guide: How to Replace the Charging Port

In this video, we walk you through the process of replacing the charging port . Whether your phone isn't charging properly or the port is damaged, our step-by-step guide will help you fix it

[Contact Us](#)



How to Replace Cable Trays: Process & Safety Tips

Need to Replace Cable Trays? I've Got You Covered Ever looked at old, sagging cable trays and worried about what might happen? What if a cable


[Contact Us](#)



Revive Your Samsung: A Comprehensive Guide to Replacing Your

Replacing the charging port on your Samsung phone can be a rewarding DIY project that not only saves you repair costs but also empowers you with new skills. By following the steps

[Contact Us](#)



Tesla Motors Club



Hier sollte eine Beschreibung angezeigt werden, diese Seite lässt dies jedoch nicht zu.

[Contact Us](#)



Contact Us

For datasheets, pricing, or custom fiber access solutions, please visit:
<https://frindel.es>