

# How to open the wiring cabinet door





## Overview

---

The key lock and screwdriver locks must also already be unlocked before this process will work. Opening the electrical cabinet door while the machine is powered on can be useful during troubleshooting, especially when trying to verify whether the control is receiving power or whether LEDs inside the cabinet are active. Yes, with the right precautions, most homeowners can safely open their circuit breaker box to perform basic tasks like resetting a tripped breaker or identifying the cause of a power outage. It's crucial to approach this task with care and a clear understanding of the steps involved. This type of housing is also referred to as an electrical enclosure (or) electrical control enclosure.



## How to open the wiring cabinet door

---



### Open the Electrical Door with the Power On

Opening the electrical cabinet door while the machine is powered on can be useful during troubleshooting, especially when trying to verify whether the control is receiving power or whether

[Contact Us](#)

### Is this the correct and safe way to wire four cabinet switches

Is this the correct and safe way to wire four cabinet switches so the light comes on when any or all doors are open?

[Contact Us](#)



### Covering Breaker Boxes: Faux Cabinet Tutorial , DIY

The How-To - Covering Breaker Boxes with Faux Cabinets \*Please keep in mind these are custom measurements to fit our electrical panels which is

[Contact Us](#)

### Cabinet door light switch Easy tutorial. paano mag wiring Ng door

Cabinet door light switch Easy tutorial. paano mag wiring Ng door switch cabinet EDWIN OSUYOS Tv 4.86K subscribers Subscribe

[Contact Us](#)



### How to Install an Outlet Inside of a Cabinet , ehov

Step 6 Feed the wire in the cabinet into the rear opening of a metal gang box. Place the gang box against the back wall of the cabinet and screw it to the wall with wood screws placed through the

[Contact Us](#)



### How to Open a Breaker Box Safely

Locate the latch mechanism, which is often positioned along the side or bottom edge of the door, and apply gentle pressure to release the spring mechanism. The door should then swing

[Contact Us](#)



### Home Improvement Projects and DIY Ideas , HGTV

Spruce up your house with these home improvement ideas, DIY projects, maintenance tips and more.

[Contact Us](#)





## Electrical Cabinet Troubleshooting Protocol: Preventing

This post outlines effective troubleshooting technique for protecting the electrical cabinets against potential malfunctions. To ensure that the electrical

[Contact Us](#)



### Cabinet or wardrobe door light switch

This video shows how to make one cabinet or wardrobe with two doors light up if you open either side of the door. Redundant wiring switch. Watch this for wiring.

[Contact Us](#)

### Wiring A Garage Door Opener

Wiring a Garage Door Opener: A Step-by-Step Guide Installing a garage door opener is a common DIY project that can significantly enhance convenience and security. While the installation

[Contact Us](#)



### How Do I Open My Breaker Box Using 6 Simple & Easy

In learning how to open circuit breaker box, there may be things you are not familiar with. Whether you're doing this project with or without a


[Contact Us](#)



### How to Open a Circuit Breaker Box: A Step-by-Step

Understanding how to open a circuit breaker box is essential for any homeowner dealing with electrical issues. Knowing the correct way to access this

[Contact Us](#)



### DATA ADJUSTABLE, EASY TO USE



SET INCREASE DECREASE POWER SWITCH

### Cabinet door light switch in action

This video showcase the door switch that control the LED lamp embedded into the wardrobe. Wiring diagram for reference: [more](#)

[Contact Us](#)

### How to pick open a cabinet lock with wire

Emergency Door Opening Without Key ? Fastest Way Without Calling a Locksmith , Inventor 247 (picking 704) Cash box picked open with paper clips - not secure at all

[Contact Us](#)



### Opening Mechanism for Push to Open Cabinet Door

Push the corner of the cabinet door to open--push the auto button to close. This pre-installed attachment, ready for wiring, makes hands-free a reality. This feature is

[Contact Us](#)

Page Revision for Open Electrical Cabine ,



**MachMotion**

Here are the steps to open the electrical cabinet without having to shut down power: **DANGER: High Voltage Present. Death or Serious Injury Can Occur.** You will need a small allen wrench or a small

[Contact Us](#)



### Open the Electrical Panel Cover

Without removing the electrical panel cover, but by opening the hinged electrical panel access door, homeowners can access the main circuit breaker or fuse, as well as individual circuit breakers and


[Contact Us](#)



### How To Open Circuit Breaker Box Safely: A Step-by-Step Guide for

Yes, with the right precautions, most homeowners can safely open their circuit breaker box to perform basic tasks like resetting a tripped breaker or identifying the cause of a power outage.

[Contact Us](#)




OM1 Fiber Patch Cable Family

### How to Add Cabinet Door Activated Light Switch

The cabinet door sensor will have an input and an output side. The power supply will connect to the input plug of the sensor. The other sensor wire will then go to your

[Contact Us](#)





## General , How to open this stuck electrical panel!?, Practical

I'm working on cleaning up and putting into service a LeBlond Regal 15x30 that was bought at auction, and I'm having trouble opening up the electrical cabinet. I want to check

[Contact Us](#)



## Repair Cabinet Door: A Step-by-Step Guide on How to Fix It

Have you ever had a cabinet door that just won't stay shut? Or one that is constantly swinging open? It can be frustrating, especially if you don't know how to fix it. But don't worry, we're

[Contact Us](#)

## How to disconnect a wired cabinet door

Disclaimer: Work of this nature should always be undertaken by an electrician. This video is for guidance purposes only.

[Contact Us](#)



## General , How to open this stuck electrical panel!?, Practical

Make sure you have the handle in the OFF position. Press the panel IN first. Then pull on the panel a little til it moves 1/4" or so. Then try turning the flathead screw near the handle.

[Contact Us](#)



## Wiring Diagram for an Automatic Door Opener

Learn how to wire an automatic door opener with a detailed wiring diagram. Understand the components and connections for a smooth installation.

[Contact Us](#)



## How to Open a Locked Breaker Box?

Knowing how to open a locked breaker box will let you have control over the electrical system of your house. Read here to know the basic steps

[Contact Us](#)



## Contact Us

---

For datasheets, pricing, or custom fiber access solutions, please visit:  
<https://frindel.es>