

# Electromagnetic Spectrometer



- Full Customization Support
- Free Design & Fast Sample Service
- Eco-friendly & Certified Materials
- Strict Quality Control

SGS CE ISO 9001.2015  
BSCI GCC





## Electromagnetic Spectrometer

---



### Electromagnetic spectrum , Definition, Diagram, & Uses

Electromagnetic spectrum, the entire distribution of electromagnetic radiation according to frequency or wavelength.

[Contact Us](#)

### 11.1: The Electromagnetic Spectrum and Spectroscopy

Spectroscopy is an experimental method used by chemists to elucidate structural information. The interaction between a compound or sample and a selected region of the electromagnetic

[Contact Us](#)



### Electromagnetic Spectroscopy

Electromagnetic spectroscopy is defined as the study of interactions between electromagnetic radiation and matter, focusing on the absorption or emission of radiation and the resulting transitions in the

[Contact Us](#)

### Electronic Spectroscopy


Electron spectroscopy is an analytical technique to study the electronic structure and its dynamics in atoms and molecules. In general an excitation source such as x-rays, electrons or synchrotron



### Electromagnetic Spectrum: The Backbone of Spectroscopy

The electromagnetic spectrum is a vast band of energy frequencies that includes various types of electromagnetic radiation, from low-frequency, long-wavelength forms like radio waves to

[Contact Us](#)



### Spectroscopy: A Measurement Powerhouse, NIST

Spectroscopy. It may not be a household term, but it is one of the most popular and powerful measurement techniques in science. Scientists use

[Contact Us](#)



### 12.5 Spectroscopy and the Electromagnetic Spectrum -

Figure 12.17 The electromagnetic spectrum covers a continuous range of wavelengths and frequencies, from radio waves at the low-frequency end to

[Contact Us](#)







## Spectroscopy 101 - Light and Matter

Gamma rays, X-rays, ultraviolet light, visible light (the visible rainbow), infrared light, microwaves, and radio waves are all forms of light, also called

[Contact Us](#)



### 12.5 Spectroscopy and the Electromagnetic Spectrum

12.5 Spectroscopy and the Electromagnetic Spectrum Infrared, ultraviolet, and nuclear magnetic resonance spectroscopies differ from mass spectrometry in that they are nondestructive and involve

[Contact Us](#)

### Electron spectrometer

Electron spectrometers may determine electron energy based on time of flight, retarding potential (effectively a high-pass filter), resonant collision or curvature in a deflecting field (magnetic or

[Contact Us](#)



### 12.5: Spectroscopy and the Electromagnetic Spectrum

Infrared, ultraviolet, and nuclear magnetic resonance spectroscopies differ from mass spectrometry in that they are nondestructive and involve the interaction of

[Contact Us](#)





## Spectroscopy and the Electromagnetic Spectrum , MCC

The electromagnetic spectrum Electromagnetic radiation, as you may recall from a previous chemistry or physics class, is composed of electrical and magnetic

[Contact Us](#)



## Spectrometer , Physics , Research Starters

A spectrometer is an analytical instrument designed to study the wavelengths of electromagnetic radiation, including visible light. It operates by capturing light, dispersing it into its constituent

[Contact Us](#)



## Electromagnetic spectrum

The electromagnetic waves in each of these bands have different characteristics, such as how they are produced, how they interact with matter, and their practical

[Contact Us](#)



## 6.1 Electromagnetic Radiation and Molecular Spectroscopy

In a molecular spectroscopy experiment, the electromagnetic radiation of a specified range of wavelengths is allowed to pass through a sample containing a compound of interest. The sample

[Contact Us](#)




## Spectroscopy and the Electromagnetic



**Spectrum , AP**

Spectroscopy is the study of the interaction between electromagnetic (EM) radiation and matter. It is a fundamental tool in chemistry for identifying substances and

[Contact Us](#)



### 12.5 Spectroscopy and the Electromagnetic Spectrum

12.5 Spectroscopy and the Electromagnetic Spectrum 12.5 o Spectroscopy and the Electromagnetic Spectrum Infrared, ultraviolet, and nuclear magnetic resonance

[Contact Us](#)

### Electromagnetic Radiation and Molecular Spectroscopy

Gamma Rays In a molecular spectroscopy experiment, electromagnetic radiation of a specified range of wavelengths is allowed to pass through a sample containing

[Contact Us](#)



### Spectrometry

The terms spectrometry and spectroscopy represent the branch of science that studies the interactions between electromagnetic radiation and substance. They include the generation, monitoring,


[Contact Us](#)



## Spectrometer, Spectroscope, and Spectrograph

A spectrometer is any instrument used to probe a property of light as a function of its portion of the electromagnetic spectrum, typically its wavelength, frequency, or

[Contact Us](#)



## 12.5: Spectroscopy and the Electromagnetic Spectrum

Collectively, they make up the electromagnetic spectrum, shown in Figure 12 5 1. The electromagnetic spectrum is arbitrarily divided into regions, with the familiar

[Contact Us](#)

## Spectrometer, Spectroscope, and Spectrograph

Spectrometer, Spectroscope, and Spectrograph A spectrometer is any instrument used to probe a property of light as a function of its portion of the electromagnetic

[Contact Us](#)



## Electromagnetic spectrum

The electromagnetic spectrum is the full range of electromagnetic radiation, organized by frequency or wavelength. The spectrum is divided into separate

[Contact Us](#)



## Spectrophotometry

Spectrophotometry is a branch of electromagnetic spectroscopy concerned with the quantitative measurement of the reflection or transmission properties of a material

[Contact Us](#)



### **How does an electromagnetic wave spectrometer work?**

Explore how electromagnetic wave spectrometers function, their key applications, and the underlying physics in this concise guide. An electromagnetic wave spectrometer is a scientific

[Contact Us](#)

## Contact Us

---

For datasheets, pricing, or custom fiber access solutions, please visit:  
<https://frindel.es>