

# **Corneal Topography and Dry Eye Examination Instrument**





## Overview

---

It combines multiple diagnostic modalities into one device, streamlining the assessment of corneal surface conditions, contact lens fitting, and dry eye management. A valuable tool to facilitate communication with comprehensive and intuitive graphic representations. The TERA Dry Eye Imager is a multimodal platform purpose-built to detect, grade, and manage dry eye disease. Powered by robotic automation and high-resolution imaging, TERA standardizes capture, streamlines workflow, and delivers clear, actionable guidance for treatment and follow-up. Mounting directly on the slit lamp, this space-saving corneal topographer incorporates assessment of the cornea directly into the examination process. Huvitz OCTavius is an all-in-one Optical Coherence Tomography device that encompasses 3D OCT, Fundus Camera, Angiography, Biometry, and Topography.



## Corneal Topography and Dry Eye Examination Instrument

---



### Cornea 550 +

It combines multiple diagnostic modalities into one device, streamlining the assessment of corneal surface conditions, contact lens fitting, and dry eye management.

[Contact Us](#)

### Cornea 550+ Corneal Topographer

CORNEA 550+ is a multifunctional corneal topographer delivering precise corneal measurements, a contact lens fitting process, and a dry eye report. Precise

[Contact Us](#)



### Optical coherence tomography

Optical coherence tomography A high-resolution spectral-domain OCT scan (3×3 mm) of a dry age-related macular degeneration eye showing geographic atrophy


[Contact Us](#)



### Phoenix Meibography Workstation

The Marco Phoenix Meibography Workstation is a state-of-the-art device that provides thorough dry eye assessments in addition to corneal topography measurements.

[Contact Us](#)



### **HTG-1 , Huvitz Topography & Dry Eye Diagnostic**

The HTG-1 precisely assesses corneal health to help prevent corneal disease and dry eye while improving diagnostic accuracy and clinical reliability.

[Contact Us](#)



### **Corneal Topography: Essential Eye Mapping for Vision Care**

Corneal topography, often called \*corneal mapping\*, is a vital diagnostic tool for evaluating and managing a wide range of eye conditions. From identifying keratoconus to addressing astigmatism,

[Contact Us](#)



### **Meridia - Advanced Corneal + Scleral Topographers , NIDEK USA**

Full color images for corneal topography, specialty lens fitting, anterior and fluorescein images, and dry eye evaluations. Using 32 rings with

[Contact Us](#)





## Cornea 550 +

Why Cornea 550+? It combines multiple diagnostic modalities into one device, streamlining the assessment of corneal surface conditions, contact lens fitting,

[Contact Us](#)



## Dry Eye Analyser

Trader - Wholesaler / Distributor of Dry Eye Analyser - Corneal Topography Machine offered by Lab Medica Systems Private Limited, Ahmedabad, Gujarat.

[Contact Us](#)



## Pathfinder Corneal Topographer , Eyefficient

The Pathfinder is an advanced multi-purpose corneal topographer designed to streamline dry eye diagnostics and corneal topography analysis. Featuring a built

[Contact Us](#)



## Corneal Topography

Corneal topography is a special photography technique that maps the surface of the clear, front window of the eye (the cornea).

[Contact Us](#)



## TERA Dry Eye Imager(TM) , Topcon Healthcare

The TERA Dry Eye Imager is a multimodal platform purpose-built to detect, grade, and manage dry eye disease. Powered by robotic automation and high-resolution

[Contact Us](#)



## Corneal Topography: What To Expect & How To

Corneal topography is a painless test that produces color-coded maps of your cornea. It evaluates the shape of your cornea to diagnose and manage eye

[Contact Us](#)



## Corneal topographer

corneal topographer SW-6000D SUOER Dry Eye Screening System a non-invasive comprehensive ocular surface analyzer, functions include NIKBUT Measurement,

[Contact Us](#)



## CORNEA550 Corneal Topographer

Advanced Tear Film Analysis for Dry Eye Treatment Videokeratotomy scan of the corneal surface for redness to help assess the eyelids hygiene Calculation of the

[Contact Us](#)





## Corneal topographer

Find your corneal topographer easily amongst the 28 products from the leading brands (HAAG-STREIT, Huvitz, Suoer, ) on MedicalExpo, the medical

[Contact Us](#)



## Corneal Topography: Mapping Eyes for Accurate LASIK


What is corneal topography? Understand how this advanced mapping tool helps customize laser eye surgery for better results. Be informed--book an

[Contact Us](#)

## TERA from Topcon Healthcare , Dry Eye Imager

The Topcon TERA combines advanced Placido-based corneal topography with a comprehensive Dry Eye Suite - designed to support confident evaluation and management of ocular surface disease.

[Contact Us](#)



## What Is Corneal Topography?

A corneal topography test will measure the tear film before the patient begins to wear contact lenses and then be compared to the measurement taken after the patient

[Contact Us](#)



## Products

Topography with OCULUS: Automated, precise and clear as possible for consultations. The utmost precision is required for precise corneal examinations.


[Contact Us](#)



## CAIRS Eye Surgery, Cost, Treatment & Procedure In India

CAIRS Eye Surgery: Step-by-Step Procedure Pre-operative evaluation: Corneal topography, Scheimpflug tomography, pachymetry, and slit-lamp examination are used to plan segment arc

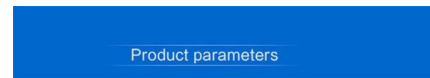
[Contact Us](#)



## Pathfinder Corneal Topographer , Eyefficient

Pathfinder Corneal Topographer 2 in 1 Ocular Diagnostic Master The Pathfinder is an advanced multi-purpose corneal topographer designed to streamline dry eye

[Contact Us](#)



## Easygraph

Mounting directly on the slit lamp, this space-saving corneal topographer incorporates assessment of the cornea directly into the examination process. The


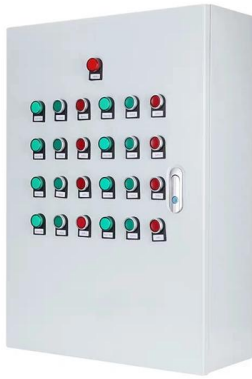
[Contact Us](#)



## Keratoconus

Keratoconus is an eye disorder in which the cornea, the transparent front part of the eye, gradually thins and bulges outward into a cone shape. This causes

[Contact Us](#)



## User Manual of DEA 520 Dry Eye and Corneal Topographer

Thank you for choosing DEA520 corneal topography system of Shanghai M ediWorks Precision Instrument Co., Ltd.

[Contact Us](#)

## Contact Us

For datasheets, pricing, or custom fiber access solutions, please visit:  
<https://frindel.es>