


Configure the monitoring module for the core switch





Configure the monitoring module for the core switch



How to Set Up SNMP on Cisco Switches and Routers


Regularly update community strings and restrict access to SNMP data to authorized personnel only. Summary Configuring SNMP on Cisco switches

[Contact Us](#)

[Check_mk (english)] How to monitor Core Switch

This is in the planning of monitoring a few of Cisco 6809 core switches. These switches also have 10 GB line cards. How to configure checkmk to monitor? Shall we using the SNMP? Can

[Contact Us](#)



Windows 11 preview is now available on Azure Virtual

Azure Virtual Desktop has become a popular cloud VDI platform to run desktops and apps in the cloud and deliver a full Windows experience to

[Contact Us](#)

How To Monitor Network Switch and Ports Using Nagios

More than that, if warning levels are setup properly, Nagios will proactively alert you before a problem becomes critical. Earlier I wrote about, how



Stacking and High Availability Configuration Guide, Cisco IOS XE

The switch stack retains the provisioned configuration in the running configuration whether or not the provisioned switch is part of the stack. You can save the provisioned configuration to the startup

[Contact Us](#)



Core Switches performance monitoring

With the help of our Core Switches device template, you can easily discover and monitor critical performance metrics without any hassle. Go through the following steps to import Core Switches

[Contact Us](#)



Configure Catalyst Switched Port Analyzer (SPAN):

Configuration Steps Explanation In order to configure port Fa0/1 as a destination port, the source ports Fa0/2 and Fa0/5, and the management

[Contact Us](#)






Managing the Switch Module

Cisco Configuration Professional Cisco Configuration Professional (CCP) is a software program that you can download from Cisco and run on your PC. It offers advanced options for configuring and

[Contact Us](#)



Diagnostic monitoring interface module status , FortiSwitch 7.4.3

Use the get switch modules detail/status command to display DMI information: The following is an example of the output for the get switch modules status command: With the diagnostic monitoring

[Contact Us](#)

Introduction to Core Switch Configuration

In addition, all functional modules (such as super engine module, IP voice module, extension service module, network monitoring module, security service module, etc.) need to occupy one slot, so the

[Contact Us](#)



Switch Management

In this video, you will learn how to use various tools to manage and monitor Edgework network switches, such as CLI, SNMP, and Syslog. In addition,

[Contact Us](#)



Monitoring Switches and Switch Stacks

The switch dashboard enables you to manage, configure, monitor and troubleshoot AOS-S, AOS-CX switches, and switch stacks provisioned and managed through Classic Central.

[Contact Us](#)



Core Switches performance monitoring

OpManager monitors Core Switches for health and performance. With the help of our Core Switches device template, you can easily discover and monitor critical performance metrics without any

[Contact Us](#)

How to Configure a Cisco Switch (step by step)

If you're looking to configure a switch for the first time, this post is for you. Learn step-by-step configuration commands for Cisco IOS Switches.

[Contact Us](#)



How to Configure SNMP on Cisco Devices (Routers,

Simple Network Management Protocol (SNMP), so "simple" yet so powerful. SNMP delivers a standardized framework that can be used for the monitoring and

[Contact Us](#)



Configure Remote Network Monitoring (RMON) Alarms

Objective Remote Network Monitoring (RMON) was developed by the Internet Engineering Task Force (IETF) to support monitoring and protocol

[Contact Us](#)



Monitoring Routers and Switches · Nagios Core

Once you've added the new host and service definitions to the switch.cfg file, you're ready to start monitoring the router/switch. To do this, you'll need to verify your

[Contact Us](#)

How to configure Anord Mardix Core Module Serial Communications

FMS Integration LLC shows how to configure the Anord Mardix core module serial communications. We will show you how if you use a remote monitoring system and

[Contact Us](#)



Configuring the Core Switch to Be Managed by the Controller

Context To manage a core switch, you need to run commands on the core switch to connect it to iMaster NCE-Campus. This section uses the NETCONF over SSH callhome mode as an example for core

[Contact Us](#)



System Management Configuration Guide, Cisco IOS XE 17.16.x

You can configure health-monitoring diagnostic testing on a device while it is connected to a live network. You can configure the execution interval for each health-monitoring test, enable the device

[Contact Us](#)



SME Network Solution Typical Configuration Examples


"Gateway + Core Switch + Aggregation Switch + Access Switch + WAC + AP" Networking: Local Entire Network Deployment (EasyWeb) "Gateway + Core Switch + Aggregation Switch + Access Switch +

[Contact Us](#)

Cisco Nexus 9000 Series NX-OS System Management Configuration

For more information on VRFs and protocol instances, see the Cisco Nexus 9000 Series NX-OS Unicast Routing Configuration Guide or the Cisco Nexus 9000 Series NX-OS Multicast

[Contact Us](#)



Cloud Monitoring for Catalyst Eligibility and

From there, dashboard will configure the necessary services on your Catalyst device to enable cloud monitoring. To utilize Cloud Monitoring, all Catalyst switches that


[Contact Us](#)



Connected Grid Ethernet Switch Module Interface Card

Cisco Configuration Professional (CCP) is a software program that you can download from Cisco and run on your PC. It offers advanced options for

[Contact Us](#)



How to Configure and Secure SNMP on Cisco Switch

Learn how to Configure and secure SNMP on Cisco switches with simple commands and best practices for safer network monitoring.

[Contact Us](#)

Configure

This section describes the different tools and tasks for configuring Power Monitoring Expert (PME). The section is organized by functions, software modules, and configuration tools.

[Contact Us](#)



System Management Configuration Guide, Cisco IOS XE 17.16.x

Environmental monitoring of chassis components provides early warning indications of possible component failure. This warning helps you to ensure the safe and reliable operation of your

[Contact Us](#)



Contact Us

For datasheets, pricing, or custom fiber access solutions, please visit:
<https://frindel.es>