

# **Austrian Transimpedance Amplifier 40G**





## Overview

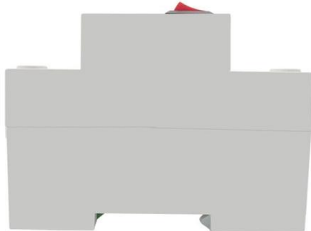
---

This paper describes the design of a 40 Gb/s transimpedance amplifier (TIA) for high-density optical fiber communication system. This TIA incorporates modified regulated cascode (RGC), three order intersecting active feedback and passive feedback. TIAs are conceptually simple: a feedback resistor ( $R_F$ ) across an operational amplifier (op amp) converts the current ( $I$ ) to a voltage ( $V_{OUT}$ ).



## Austrian Transimpedance Amplifier 40G

---



### Low-Noise Modified-RGC Transimpedance Amplifier With Bandwidth

**ABSTRACT** This paper presents a dual feedback transimpedance amplifier (TIA) with a modified regulated-cascode (RGC) topology that employs a negative resistance-capacitance (NRC) network

[Contact Us](#)

### A 40Gb/s Transimpedance-AGC Amplifier with 19dB DR in 90nm CMOS

A 40Gb/s transimpedance-AGC amplifier is implemented in 90nm CMOS. The TIA uses reversed triple-resonance networks and negative feedback in a common-gate configuration.

[Contact Us](#)



### 40 Gbit/s transimpedance amplifier with high

A 40 Gbit/s transimpedance amplifier (TIA) implemented in 0.13  $\mu\text{m}$  SiGe BiCMOS with high linearity range is presented. The TIA features 24.2 dB (65.2 dB ?) gain, a bandwidth of 34.2 GHz and a

[Contact Us](#)

### Low-power 10 Gb/s inductorless inverter based common-drain

This study presents an inductorless 10 Gb/s transimpedance amplifier (TIA) implemented in a 40 nm CMOS technology. The TIA uses an inverter with active common-drain feedback (ICDF



### 40Gb/s TIA AGC , PDF , Amplifier , Inductor

plifier incorporates reversed triple-resonance networks (RTRNs) transimpedance-AGC (TI-AGC) amplifier and CDR circuit im- and negative feedback in a common-gate configuration.

[Contact Us](#)



### Monolithic, high transimpedance gain (3.3 k?), 40 Gbit/s

Abstract A monolithically integrated, lumped 40 Gbit/s photoreceiver consisting of an InGaAs pin-photodetector, an InP-InGaAs SHBT transimpedance

[Contact Us](#)



### What you need to know about transimpedance amplifiers part 1

In this series of blog posts, I will show you how to compensate a TIA and optimize its noise performance. For a quantitative analysis of a TIA's key parameters, such as bandwidth, stability and noise, please

[Contact Us](#)





## Transimpedance amplifier

Transimpedance amplifier Fig. 1. Simple transimpedance amplifier which converts an input current source  $I_{in}$  into a voltage output  $V_{out}$ . In electronics, a

[Contact Us](#)



### 40 Gbit/s transimpedance amplifier with high linearity range in 0.13 $\mu\text{m}$

A 40 Gbit/s transimpedance amplifier (TIA) implemented in 0.13  $\mu\text{m}$  SiGe BiCMOS with high linearity range is presented. The TIA features 24.2 dB (65.2 dB ?) gain, a bandwidth of 34.2

[Contact Us](#)

### 40 Gbit/s transimpedance amplifier with high linearity range in 0.13 $\mu\text{m}$

40 Gbit/s transimpedance amplifier with high linearity range in 0.13  $\mu\text{m}$  SiGe BiCMOS Author KNOCHENHAUER, C 1 ; SEDIGHI, B 2 ; ELLINGER, F 1 TU Dresden, Chair for Circuit Design

[Contact Us](#)



### 40Gbit/s transimpedance amplifier with high linearity range in 0.13 $\mu\text{m}$

A 40 Gbit/s transimpedance amplifier (TIA) implemented in 0.13  $\mu\text{m}$  SiGe BiCMOS with high linearity range is presented. The TIA features 24.2 dB (65.2 dB ) gain, a bandwidth of 34.2 GHz

[Contact Us](#)





### **A 40 Gbit/s transimpedance amplifier in 0.25 um SiGe technology with**

In this work, a transimpedance amplifier for optical communication links up to 40 Gbit/s is developed. The amplifier is designed to operate in an integrated receiver front-end together with a commercially

[Contact Us](#)



### **40 Gb/s transimpedance-AGC amplifier and CDR circuit for**

Download Citation , 40 Gb/s transimpedance-AGC amplifier and CDR circuit for broadband data receivers in 90 nm CMOS , High-speed front-end amplifiers and CDR circuits play critical roles

[Contact Us](#)

### **A 40-Gb/s Transimpedance Amplifier for Optical Links**

This letter presents a low-power transimpedance amplifier (TIA), supporting both 25 and 40-Gb/s communication. It exhibits an optical modulation amplitude sensitivity of -10.6 dBm at 25

[Contact Us](#)



### **TZA400**

The TZA400 from Artifex Engineering GmbH & Co. KG is a Transimpedance Amplifier with Power Supply Current 40 mA, Power Supply Voltage 4 V. More

[Contact Us](#)



### **32-Gb/s NRZ and 40-Gb/s PAM-4 Transimpedance Amplifier**

In this article, a wide-bandwidth, fully differential transimpedance amplifier (TIA) is implemented in Taiwan Semiconductor Manufacturing Company 90-nm complementary

[Contact Us](#)



### **Advancement of CMOS Transimpedance Amplifier for Optical Receiver**

Transimpedance amplifier (TIA) is an essential component of optical receivers, and this type of amplifier converts the photocurrent to a voltage signal. The overall performance of the optical

[Contact Us](#)

### **A 40 Gbit/s fully integrated optical receiver analog front-end in 90 nm**

A fully integrated 40 Gbit/s optical receiver analog front-end (AFE) including a transimpedance amplifier (TIA) and a limiting amplifier (LA) for short distance communication is

[Contact Us](#)



### **40 Gbit/s transimpedance amplifier with high linearity range in 0.13 um**

A 40 Gbit/s transimpedance amplifier (TIA) implemented in 0.13 um SiGe BiCMOS with high linearity range is presented. The TIA features 24.2 dB (65.2 dB ) gain, a bandwidth of 34.2 GHz

[Contact Us](#)





### 80 dB tuning range transimpedance amplifier exploiting the Switched

This paper presents the design of a low-noise, low-power transimpedance amplifier (TIA) for biomedical applications. The proposed TIA exploits for the first time in the literature a

[Contact Us](#)



### Transimpedance Amplifier


Transimpedance Amplifier, minisilicon The ms48040 is a high-performance four channel TIA that meets the requirements of 8.5Gbps to 28Gbps transmission rate

[Contact Us](#)

### 40Gbit/s transimpedance amplifier with high linearity range in 0.13m

A new differential configuration Transimpedance Amplifier (TIA) with low-voltage and broadband characteristic has been implemented in 0.13  $\mu\text{m}$  SiGe BiCMOS Technology.

[Contact Us](#)



### A 40-Gb/s Transimpedance Amplifier in 0.18- $\mu\text{m}$ CMOS Technology

A 40-Gb/s transimpedance amplifier (TIA) is realized in 0.18- $\mu\text{m}$  CMOS technology. From the measured S-parameters, a transimpedance gain of 51 dB $\Omega$  and a 3-dB bandwidth up to

[Contact Us](#)





## Low-noise transimpedance amplifier designing procedure for optical

This paper presents the best candidate integrated technology for achieving low-noise, high-speed, and wide bandwidth transimpedance amplifiers in optical computing and communication

[Contact Us](#)



## 20 GHz Linear InGaAs Optical Receiver

20 GHz Linear InGaAs Optical Receiver  
Description: The DSC-R401HG is a linear and versatile PIN + transimpedance amplifier suited for a variety of digital and analog applications. The R401HG offers a

[Contact Us](#)

## A 40Gb/s Transimpedance Amplifier Using Modified

This paper describes the design of a 40 Gb/s transimpedance amplifier (TIA) for high-density optical fiber communication system. This TIA incorporates modified

[Contact Us](#)

Focus creates quality products



## 32-Gb/s NRZ and 40-Gb/s PAM-4 Transimpedance Amplifier

The core amplifier is a fully differential amplifier circuit, paralleling with a differentiator that is capable of enhancing the bandwidth of the TIA. The inductorless TIA has a differential transimpedance gain of


[Contact Us](#)



## Low-noise transimpedance amplifier design procedure

Here, we report on design and measurement results of a state of the art low-noise and high-gain transimpedance amplifier (TIA) implemented in 0.18  $\mu\text{m}$  TSMC

[Contact Us](#)



## A 40 Gb/s transimpedance amplifier in 65 nm CMOS

This paper presents a fully differential transimpedance amplifier (TIA) realized in a standard 65-nm CMOS process, where a novel mirrored-cascode (MC) input configuration is proposed for

[Contact Us](#)

## Contact Us

---

For datasheets, pricing, or custom fiber access solutions, please visit:  
<https://frindel.es>