

35kV busbar PT fuse failure





Overview

A 35 kV PT explosion in a thermal power plant caused busbar outages and grid risks. Explore root causes, fault progression, protection response, and how to prevent similar failures with insulation testing and resonance overvoltage mitigation. Fault recording data of the 35 kV Section II busbar was retrieved to restore voltage, current waveforms, and electrical parameters during the accident. The high magnitude fault currents require high-speed operation of the busbar protection to limit equipment damage. Busbar protection (BBP): Protection intended to detect and operate to clear faults on a busbar. GE mentions in their literature that a single fuse that serves two 1Ø PTs may be more likely to operate than.



35kV busbar PT fuse failure



35kV RMU Busbar Failure Due to Installation Errors


This paper introduces a 35kV ring main unit busbar insulation breakdown fault, conducted on-site fault inspection, fault waveform analysis, and fault cause analysis.

[Contact Us](#)

Analysis of an Explosion Accident of a 35 kV Voltage Transformer

A 35 kV PT explosion in a thermal power plant caused busbar outages and grid risks. Explore root causes, fault progression, protection response, and how to prevent similar failures with insulation

[Contact Us](#)



Research on Suppression of Fuses of Potential Transformer Fuse


After analyzing the advantages and disadvantages of the common PT fuse-blowing fault control measures, this paper proposes a treatment plan for the PT neutral point to suppress the fuse

[Contact Us](#)

ced 2016 cover & toc

This tutorial will also address two special types of medium voltage transformer failures: 1) potential transformer (PT) failures due to ferroresonance, and 2) reduced voltage auto-transformer

[Contact Us](#)



INFO-RF-based fault diagnosis and analysis method for busbars

This paper presents a method for busbar fault diagnosis and analysis that combines the weighted mean of vectors (INFO) algorithm with the Random Forest (RF) model.

[Contact Us](#)

Analysis and Handling of Metering Abnormality of 35 kV Outdoor

This paper explores the causes behind frequent PT burnout and fuse melting in 35 kV combined transformers, offering solutions to mitigate grid risks. It includes a detailed case study, fault analysis,

[Contact Us](#)



PT FUSE FAILURE PROTECTION - THE WHY, HOW AND

In many electric power distribution networks, one could have come across this PT Fuse Failure Protection (ANSI Device Function No. 97).

[Contact Us](#)



Analysis of potential transformer burning-out and fuse's blowing in

This paper investigates a failure of a 35 kV neutral point unearthed system in a hilly territory at the altitude about 1000 m. The system's No.1 busbar electromagnetic voltage transformer (PT) had

[Contact Us](#)



Calculation of Power in Case of a Single PT Fuse Failure, in a 3

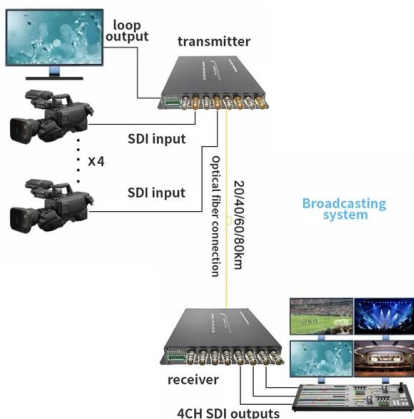
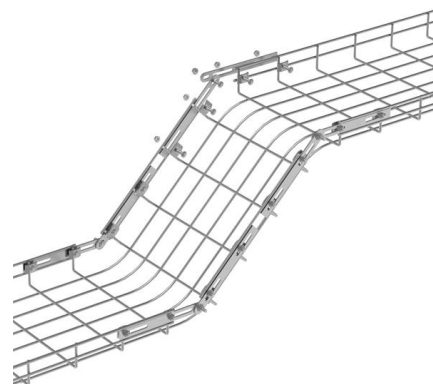
Check out these comments that don't yet have enough votes to be "official" good answers and, if you agree with them, vote them! #4 "Re: Calculation of Power in Case of a Single PT Fuse

[Contact Us](#)

Secondary Injection Test Report , PDF , Manufactured

1) The document reports on a test of a 220 kV bus bar protection system using MiCOM P740 relays at a 250MW generating station. 2) Equipment details list the

[Contact Us](#)



Fault Analysis of Break of Fuses in 35kV Busbar Capacitor Voltage

This paper mainly analyzes and studies the high-voltage side fuses fault of 35kV busbar capacitor voltage transformer (CVT) in 500kV substation order to eliminate the fault,ensure the safety of the

[Contact Us](#)



The protection of busbars

The protection of busbars Busbars are vital parts of power networks because they link incoming circuits connected to sources, to outgoing circuits which feed loads. In the event of a fault on a section of

[Contact Us](#)



Busbar Faults and Protection

Protecting Busbars with Relay Protection Relay protection systems are critical in detecting and isolating busbar faults to minimize impact. Differential

[Contact Us](#)

Failure Analysis of 35kV Box Transformer High Voltage Fuse

Abstract: The failure analysis of the high voltage fuse in a 35kV box-type transformer is carried out. Through on-site disassembly and analysis, it is found that the failure of the high voltage fuse is

[Contact Us](#)



Bus Protection Theory

Busbar Protection Techniques The choice of protection technique used for a specific busbar depends on the protection requirements for speed and security, balanced against the cost of implementing a

[Contact Us](#)



Potential Transformer (PT) Fuses

A PT Fuse (Potential Transformer) is a medium voltage, current limiting fuse with a high interrupting rating. The PT fuse is used to protect the primary windings of a

[Contact Us](#)



Effective September 2018 Technical Data 6002 PT Medium voltage fuses

Features and benefits of Low amp, current-limiting E-Rated PT medium voltage fuses are general purpose fuses defined by their melting time-current characteristic that permit their electrical

[Contact Us](#)

BUSBAR PROTECTION

The report is based on responses received from European TSOs to a questionnaire on busbar protection. It presents the statistical findings of these responses and exploits the experience of TSOs

[Contact Us](#)



Bus Protection Theory

These include the correct restraint while facing CT saturation during a fault event, detecting the failure of a CT secondary circuit connected to the relay, protection of multiple segment busbars, and providing


[Contact Us](#)



High Voltage Busbar Protection

HIGH VOLTAGE BUSBAR PROTECTION The protection arrangement for an electrical system should cover the whole system against all possible faults. Line protection concepts, such as overcurrent and

[Contact Us](#)



Let me explain PT failure protection in distance relays

Aftermath: - Fuse replaced within 2 hours - Protection blocking cleared - System returned to normal - Incident report filed - Maintenance schedule updated The

[Contact Us](#)

VT Fuse Failure-How to calculate? , Eng-Tips

Hello all, We have got an issue about a set of VTs. A MV metal clad switchgear is supplied by a 13.8-4.16 kV Dyn1 power transformer. A set of PT (or VT) with the ratio 4.2 kV-120V is installed

[Contact Us](#)



PT Fuse Failure , Eng-Tips

There were problems with this type of failure on withdrawable 11kV VT's, where HV HRC fuses passed through the steel tank wall of oil filled voltage transformers within the ceramic VT spout.

[Contact Us](#)



VT fuse failure relay: - The distance relays being voltage restraint O/C relays, loss of voltage due to main PT fuse failure or inadvertent removal of fuse in one or more phases will cause the relay operation.

[Contact Us](#)



Analysis of an Explosion Accident of a 35 kV Voltage Transformer

This paper focuses on the repeated PT damage and fuse melting issues of a 35 kV combined transformer, investigates the fault causes, proposes solutions, and recovers the incorrect

[Contact Us](#)

High Voltage Busbar Protection

Even though the likelihood of a short circuit is greater, the risk of widespread damage is lower. In principle, busbar protection is needed when the system protection does not protect the busbars, or

[Contact Us](#)



Contact Us

For datasheets, pricing, or custom fiber access solutions, please visit:
<https://frindel.es>